



**Minutes**  
**Human Services and Health Board Meeting**  
**Wednesday April 6, 2022-6:00 pm**  
**Dodge County Administrative Building**  
**Auditorium Rooms H & I**  
**127 East Oak St, Juneau, WI 53039**

---

1. Call to Order by Chairperson Mary Bobholz at 6:00 p.m.
2. Roll Call and Non-Committee Member County Board Attendance

**Board Present:** Mary Bobholz, Jennifer Keyes, Timothy Kemmel, David Godshall, Andrew Johnson, Donald Hilgendorf, Jenifer Hedrick

**Absent/Excused:** Mary Rosecky, Kira Sheahan-Malloy

**Staff Present:** Director Becky Bell, Division Manager Angela Petruske, Accounting Technician Felicia Bruyette, County Administrator Jim Mielke, Division Manager Alyssa Schultz

**Others Present:**

3. Public Comment: NA
4. Approval of the minutes of the March 2, 2022 Human Services & Health Dept. Board meeting  
Motion by Tim Kemmel to approve the March 2, 2022 Human Services & Health Department Board meeting minutes. Seconded by Donald Hilgendorf. Motion carried.

**5. DIRECTORS REPORT– Ms. Bell**

**A. Out of State Placements**

Ms. Bell informed the Board that there are currently still four out of state youth placements. Staff is still working on discharge plans for several of the youth.

**B. Narcan Discussion**

Ms. Bell informed the Board that Dodge County has significant issues with overdoses from opioid use. The Human Services and Health Department is looking into becoming a Narcan provider. This means that the Department will train staff on how to administer Narcan. Ms. Bell went on to explain that the goal is also to train clinical staff on how to teach people in the community (those who have family or friends with addiction) to use Narcan. The State of Wisconsin has a Narcan Program and the Department will be able to get Narcan through the program at no cost. Narcan training of family members would be beneficial as lifesaving measures can be provided more quickly rather than having to waiting for emergency medical professionals to arrive on scene.

C. Fentanyl Test Strips Discussion

Ms. Bell let the Board know that legislation was passed so that Fentanyl test strips can be utilized in Wisconsin. Due to that legislation, grant dollars are able to be used to fund the test strips. The test strips are able to test products to see if Fentanyl is present in the sample. Human Services and Health Department is looking into purchasing the test strips in an attempt to save lives and the efforts will be geared towards the individuals that are served in the clinic. Ms. Bell stated that there will be more internal discussions about this topic. As it stands, Dodge County is currently number three in the state in relation to overdoses, with Milwaukee County being first, and Adams County being second.

D. Public Health Updates

Ms. Bell began by presenting to the Board a Certificate of Commendation from the Governor of Wisconsin, honoring the Dodge County Human Services and Health Department for invaluable contributions to the community and the State of Wisconsin in carrying out the duty to safeguard the community and Wisconsinites as it relates to the COVID 19 response. Ms. Bell informed the Board that interim Public Health Officer's, Kim Mueller, post ended on March 31<sup>st</sup>, 2022. Carol Quest, Watertown Public Health Officer, will be acting as interim from April 1<sup>st</sup> through August 1<sup>st</sup> of 2022. The expectation is that Carol will not have office hours at the Department, but there will be an office ready for her should she choose to work at the Department on occasion. Dodge County Public Health is continuing to do limited contact tracing, which will come to an end on April 29<sup>th</sup>. As a result, all LTE positions will end. This is consistent with Fond du Lac County's tracing efforts. Dodge County is still considered a low impact county.

Funding to Cover Room and Board Costs for Medicaid Members with an Opioid Use Disorder in Residential Substance Use Disorder Treatment Programs Grant Discussion

Ms. Bell informed the Board that the grant that the Department applied for was approved for the purposes of room and board. The state awarded \$19,396 to Dodge County.

E. Staff Retention and Recruitment Discussion

Ms. Bell stated there are no new applicants for the Public Health Officer or nursing positions. There are continued internal conversations on how to resolve this issue. There is a \$6,000 sign on bonus as well as a retention bonus for both positions. Other public health departments around the state are facing similar struggles. There are also some social work and fiscal positions open. Applications are being received for those positions.

F. 2021 Budget Shortfall Discussion

Ms. Bell informed the Board that the latest update regarding the 2021 budget is the shortfall is projected at \$1.4 million.

**6. COMMUNITY SUPPORT SERVICES REPORT-Ms. Drays (Ms. Bell)**

A. Statistics for February

B. Dining Center Comments

**7. CLINICAL & FAMILY SERVICES REPORT-Ms. Schultz**

- A. Statistics for February
- B. Out of Home Costs

Ms. Schultz informed the Board that one youth moved out of a group home in February, causing a drop in group home costs. In addition, institution costs, kinship, and foster care costs went down by around \$20,000 for the month of February.

- C. February report/expenses from Northwest Connections-After Hours Crisis
- D. Northwest Connections-After Hours Crisis Calls and Mobile Requests 2020-Present

**8. FISCAL & SUPPORT SERVICES REPORT – Ms. Petruske**

- A. Review 2022 Expenditures & Revenues

Ms. Petruske updated the Board that as of February, Dodge County Human Services and Health Department is still doing well on the budget.

- B. Budget Adjustment Form

Ms. Petruske informed the Board that the budget was adjusted based on contracts that the Department just received. The adjustments were all included on the form.

9. **Next Meeting** - 6:00 p.m. , -Tentative- Wednesday May 11, 2022

10. **Adjourned** at 6:39 PM

---

Jennifer Keyes, **Secretary**

---

Felicia Bruyette, **Recording Secretary**



## COMMUNITY SUPPORT SERVICES DIVISION

### FROM FEBRUARY TO MARCH 2022 STATISTICS NARRATIVE

FOR THE MAY 2022

### HUMAN SERVICES & HEALTH BOARD MEETING

AGING AND DISABILITY RESOURCE CENTER

BRITTANY BORCHARDT- SUPERVISOR

#### CALL STATISTICS

- Recorded Contacts increased from 598 for February to 686 in March ↑
- Providing Information and Assistance increased from 381 for February to 427 in March ↑
- Administering Long Term Care Functional Screens decreased from 54 in January and February to 37 in March ↓
- Providing all other services increased from 92 in February to 138 in March ↑
- Referring for all other services decreased from 5 in February to 2 in March ↓

AGING, TRANSPORTATION, AND NUTRITION

JACKIE DELAROSA – SUPERVISOR

#### DINING MEAL DONATIONS

- Congregate donations remained at 0 for March (due to COVID 19 and closures) →
- Home delivered donations increased from \$20.93 in February to \$24.30 in March ↑

#### DINING MEAL PARTICIPANTS

- Congregate participants remained at 0 for March (due to COVID 19 and closures) →
- Home delivered participants increased from 156 in February to 201 in March ↑

#### VOLUNTEER DRIVER STATISTICS

- Total trip miles increased from 11,189 in February to 15,060 in March ↑
- Total hours of service increased from 462 in February to 663 in March ↑
- Total cash donations received increased from \$1,636 in February to \$2,126 in March ↑

## ADULT PROTECTIVE SERVICES / LONG TERM SUPPORT

PAULA BECKER – SUPERVISOR

### CASELOAD/WORKLOAD STATISTICS

- Total caseload decreased from 310 in February to 303 in March ↓
- Referrals decreased from 31 in February to 27 in March ↓
- Court hearings decreased from 12 in February to 8 in March ↓
- Annual Protective Placement reviews decreased from 29 in February to 19 in March ↓
- Supportive Home Care reviews decreased from 20 in February to 17 in March ↓
- Total Supportive Home Care cases decreased from 149 in February to 143 in March ↓
- Total Home and Financial Manager caseload remained steady at 35 in January, February, and March →

## ECONOMIC SUPPORT

AMY BERANEK – SUPERVISOR  
VACANT - SUPERVISOR

### CASELOAD/WORKLOAD STATISTICS

- FoodShare caseload increased from 4,150 in February to 4,202 in March ↑
- Medicaid Total caseload increased from 2,718 in February to 2,753 in March ↑
- BadgerCare Total caseload increased from 6,720 in February to 6,791 in March ↑
- Total gross recipients increased from 17,122 in February to 17,235 in March ↑  
(This is the number of county residents receiving assistance, which includes those handled by other counties in the consortia)
- Total cases increased from 9,717 in February to 9,822 in March ↑  
FoodShare expenditures increased from \$1,901,442 in February to \$1,892,361 in March ↑
- Child Care expenditures increased from \$96,475 in February to \$108,959 in March ↑

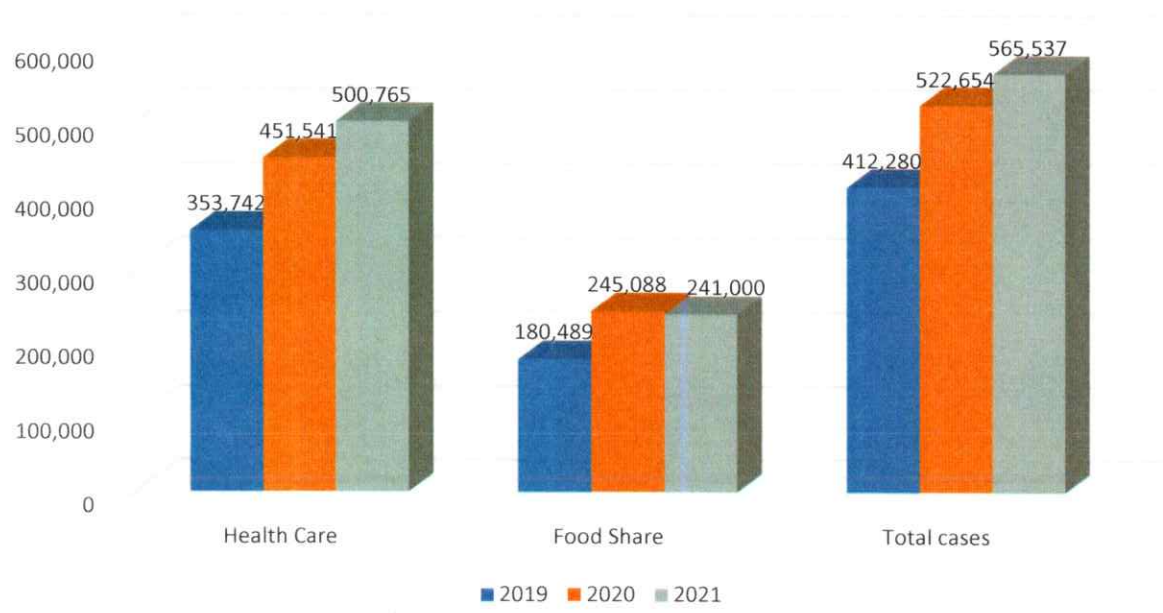
## PUBLIC HEALTH

VACANT – SUPERVISOR / PUBLIC HEALTH OFFICER

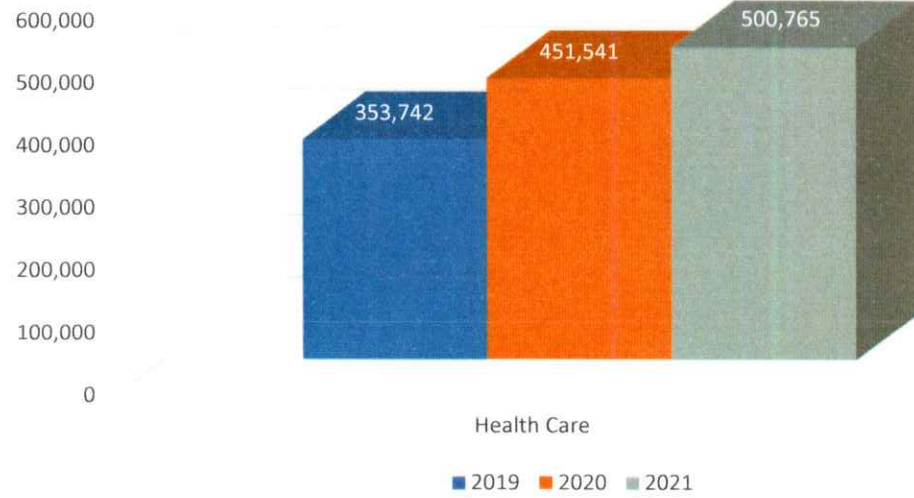
### CASELOAD/WORKLOAD STATISTICS

- Programs for Children increased from 8 in February to 11 in March ↑
- Programs for Children and Families increased from 816 in February to 843 in March ↑
- Programs for Women increased from 32 in February to 41 in March ↑
- Programs for ALL Residents decreased 2,858 in February to 1,855 in March ↓

### Caseload growth over time

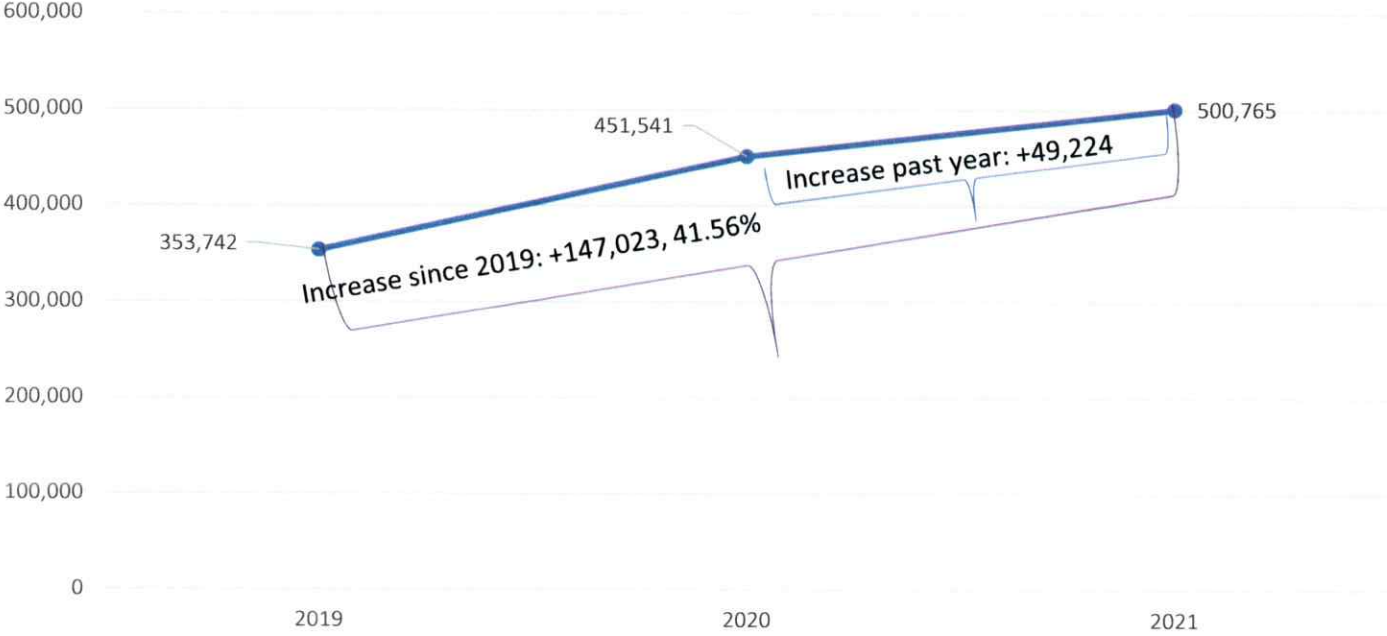


### Health Care growth over time



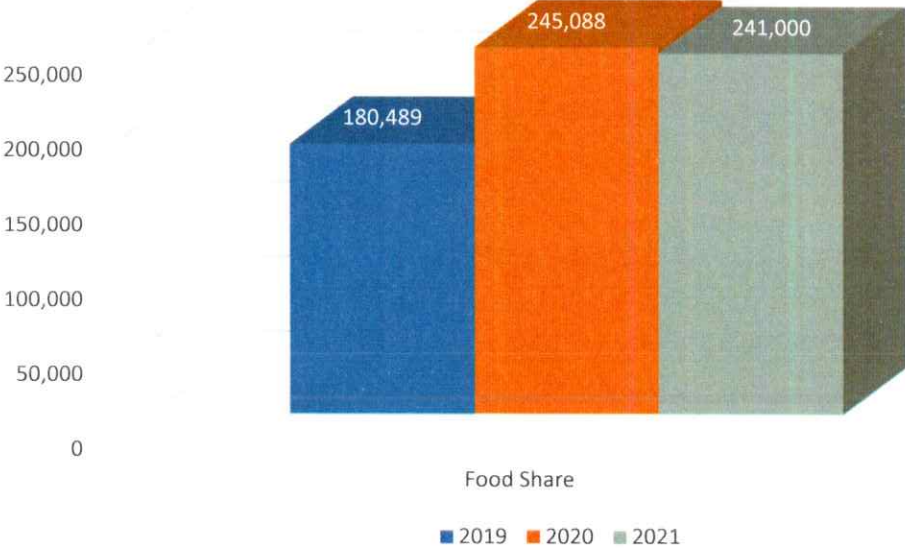


### Health Care growth over time

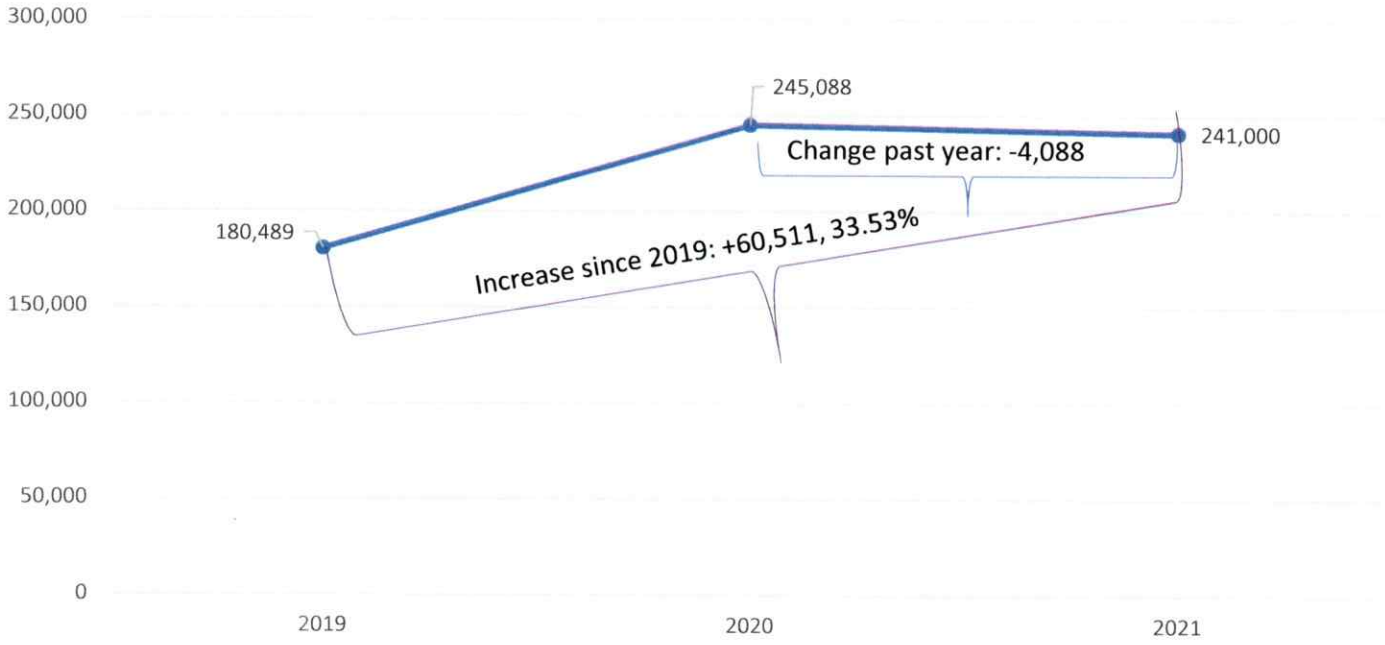




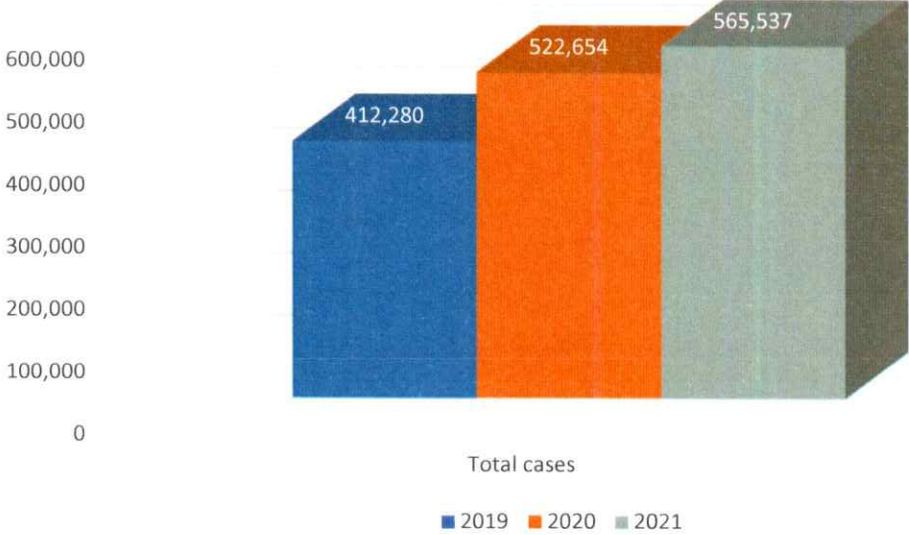
Food Share growth over time



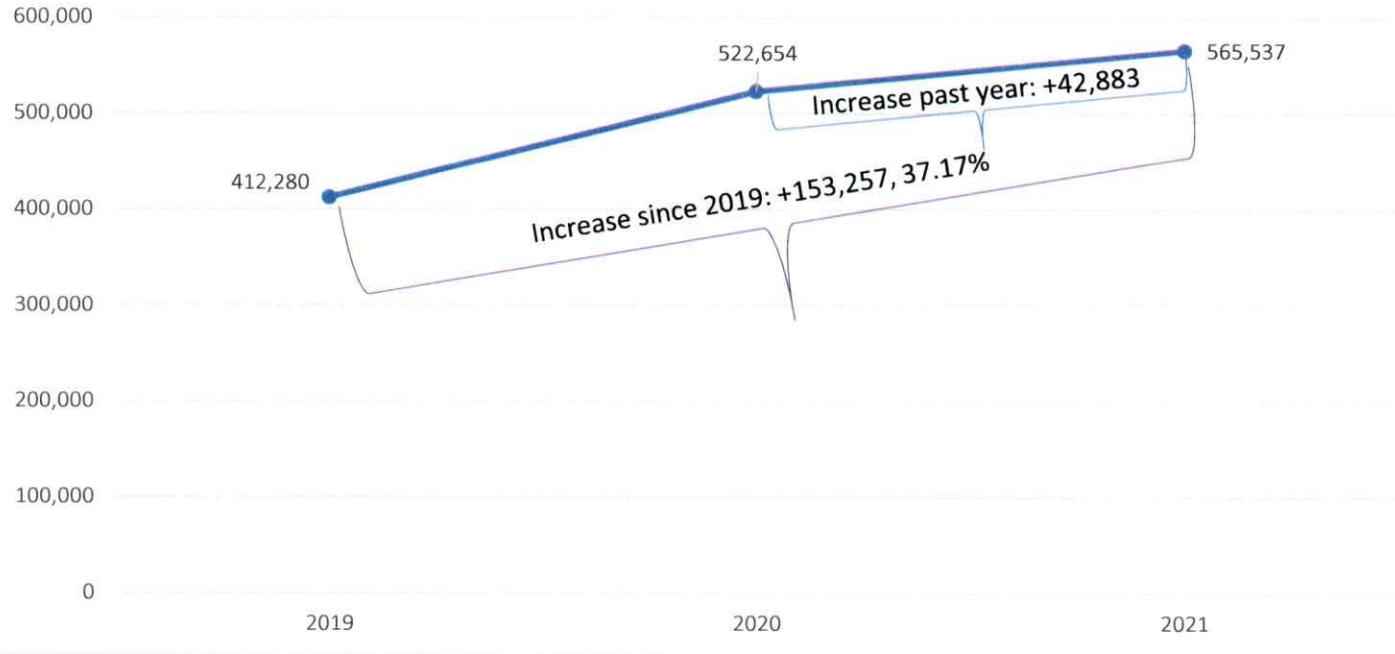
Food Share growth over time



Total Cases growth over time



Total Cases growth over time







## CLINICAL AND FAMILY SERVICES DIVISION

### MARCH 2022 STATISTICS NARRATIVE

FOR THE MAY 2022

## HUMAN SERVICES & HEALTH BOARD MEETING

### CHILD PROTECTIVE SERVICES UNITS

MARK BEBEL – INTAKE SUPERVISOR  
LISA GRYCOWSKI – ONGOING SUPERVISOR

#### ACCESS REPORTS

- Total number of CPS Access and Services reports decreased by 13 (from 103 to 90) ↓

#### ONGOING CASELOAD DATA

- Number of families being served decreased by 5 (from 82 to 78) ↓
- Number of children being served decreased by 2 (from 190 to 188) ↓
- Number of children in out-of-home care decreased by 2 (from 87 to 85) ↓
- Termination of Parental Rights (TPR) and guardianship cases in progress stayed the same at 11 →

### CHILD AND ADOLESCENT SERVICES UNIT

AMY BOOHER – SUPERVISOR

#### JUVENILE JUSTICE CASELOAD STATISTICS

- Total caseload increased by 4 (from 116 to 120) ↑

#### BIRTH TO THREE PROGRAM DATA

- Number of referrals increased by 3 (from 23 to 26) ↑
- Number of admissions increased by 3 (from 10 to 13) ↑
- Number of discharges increased by 4 (from 8 to 12) ↑
- Total number of children served increased by 19 (from 96 to 115) ↑

#### CHILDRENS LONG TERM SUPPORT WAIVER (CLTS) and COMMUNITY OPTIONS PROGRAM (CCOP) DATA

- Total number of children served increased by 9 (from 234 to 243) ↑
- Average caseload size for CLTS staff is 46
- Total number of new referrals this month is 14; total for the calendar year is 31
- Number of families dually enrolled in both CLTS and CCS increased by 3 (from 51 to 54) ↑
- Wait list for CLTS and CCOP programs stayed the same at 2 →

### CLINICAL SERVICES UNIT

SARA GASKA – CLINICAL SUPERVISOR  
KIM KUNZ – COMMUNITY PROGRAMS SUPERVISOR  
EMILY JORGENSEN – CRISIS SUPERVISOR

#### OUTPATIENT MENTAL HEALTH SERVICES DATA

- Admissions stayed the same at increased by 8 (from 36 to 44) ↑
- Discharges decreased by 2 (from 42 to 40) ↓
- End of month total client census increased by 7 (from 989 to 996) ↑
- End of month psychiatry census (for all programs) decreased by 18 (from 817 to 799) ↓

- End of month therapy census increased by 19 (from 505 to 524) ↑
- Average caseload size for MH therapists increased by 2 (from 63 to 65) ↑
- # of clients on waitlist for adult psychiatric evaluation is 0, next available appt. is 4/26/22 (as of 4/8/22)
- # of clients on waitlist for child/adolescent psychiatric evaluation is 0, next available appt. is 7/12/22 (as of 4/8/22)
- Next available intake date for MH (non-emergency) is 6/15/22 (as of 4/8/22)

### **OUTPATIENT SUBSTANCE ABUSE SERVICES DATA**

- Admissions increased by 11 (from 8 to 19) ↑
- Discharges stayed the same at 16 →
- End of month total client census increased by 2 (from 103 to 105) ↑
- Average caseload size for SA counselors stayed the same at 17 →
- Number of Intoxicated Driver Assessments decreased by 6 (from 50 to 44) ↓
- Next available intake date for AODA (non-emergency) is 6/14/22 (as of 4/8/22)

### **CRISIS RESPONSE SERVICES DATA**

- Total hospitalization days increased by 37 (from 122 to 159) ↑
- Of this total, number of county-funded days decreased by 1 (from 78 to 77) ↓
- Number of Emergency Detentions (EDs) increased by 4 (from 11 to 15) ↑
- Number of crisis diversions increased by 17 (from 157 to 174) ↑
- Number of protective custody cases stayed the same at 4 →
- Number of voluntary admissions increased by 4 (from 2 to 6) ↑

### **COMMUNITY PROGRAMS DATA**

- Community Support Program (CSP) end of month census decreased by 1 (from 2 to 1) ↓
- Comprehensive Community Services (CCS) end of month census increased by 11 (from 236 to 247) ↑
- Targeted Case Management (TCM) enrollment decreased by 8 (from 31 to 23) ↓
- Coordinated Services Teams (CST) enrollment decreased by 1 (from 11 to 10) ↓





## 2022 Children's Monthly Out-of-Home Placement Costs (# of children / \$\$\$)

		Group Homes		Institutions		Foster Care		Kinship Care		Monthly Total
January	1	15,747.77	15	233,484.92	76	142,048.05	39	11,303.24	131	402,583.98
February	1	6,094.76	16	225,945.27	73	138,998.17	38	11,535.48	128	382,573.68
March	1	795.34	15	244,569.67	74	142,641.84	36	10,480.65	126	398,487.50
April										
May										
June										
July										
August										
September										
October										
November										
December										
<b>Total 2022</b>	<b>3</b>	<b>22,637.87</b>	<b>46</b>	<b>703,999.86</b>	<b>221</b>	<b>423,688.06</b>	<b>113</b>	<b>33,319.37</b>	<b>385</b>	<b>1,183,645.16</b>
<b>Average 2022</b>	<b>1</b>	<b>7,545.96</b>	<b>15.3</b>	<b>234,666.62</b>	<b>73.7</b>	<b>141,229.35</b>	<b>37.7</b>	<b>11,106.46</b>	<b>128.3</b>	<b>394,548.39</b>
<b>Total 2021</b>	<b>17</b>	<b>92,382.90</b>	<b>159</b>	<b>2,235,478.85</b>	<b>865</b>	<b>1,648,335.50</b>	<b>453</b>	<b>116,686.55</b>	<b>1494</b>	<b>4,092,883.80</b>
<b>Average 2021</b>	<b>1.4</b>	<b>7,698.57</b>	<b>13.2</b>	<b>186,289.90</b>	<b>72.1</b>	<b>137,361.29</b>	<b>37.7</b>	<b>9,723.88</b>	<b>124.5</b>	<b>341,073.65</b>

Number of placements are duplicated month-to-month.



**NORTHWEST COUNSELING AND GUIDANCE CLINIC**

PO Box 309  
Siren, WI 54872

Dodge County Human Service & Health Department  
Henry Dodge Office Building  
199 County Rd DF 3rd Floor  
Juneau, WI 53039

4/5/2022

Enclosed please find the **MARCH** monthly billings for the following services from NWCGC:

Training/Supervision-1140	\$616.13
Mobile Service Usage-1171	\$878.73
Mobile Service Mileage-1172	\$205.80
Mobile Service Expense-1173	\$0.00
Phone Flat Rate- 1160	\$8,575.00
Mobile Flat Rate- 1170	\$1,444.71

**TOTAL DUE \$11,720.37**

If you have any questions, please call 715-349-7069.

Thank you,

Cindy B.  
Out-Patient/County Billing Coordinator  
Northwest Counseling & Guidance Clinic

NORTHWEST COUNSELING AND GUIDANCE CLINIC  
 PO BOX 309

SIREN, WI 54872-0309  
 715 349 7069

Billing: 4/05/2022  
 Page: 4

Bill to: DODGE COUNTY HS  
 199 CTY RD DF

Chart: 28075  
 Bill for: DODGE COUNTY 2022  
 199 CRY RD 3RD FLR

JUNEAU WI 53039-9512

JUNEAU, WI 53039

Date	Proc	Description	Provider	Units	Debits	Line Balance
2/19/22	1171	EMERGENCY SERVICE MOBILE USAGE JODIE JOHNS 2/19 2.9 2/20 1.1 2/20 .8 3/3 4.1 3/4 1.3 3/4 .9 Filed DODGE COUNTY HS c# 4750071	SERVICES	11.10	573.75	573.76
2/21/22	1140	EMERGENCY SERVICE TRAINING/SUP CHENON HUSSEY 2/21 .8 3.821 1 3/22 .5 Filed DODGE COUNTY HS c# 4750031	SERVICES	2.30	81.44	81.44
2/21/22	1140	EMERGENCY SERVICE TRAINING/SUP JODIE JAHNS	SERVICES	1.00	35.41	35.41
2/24/22	1140	EMERGENCY SERVICE TRAINING/SUP MACKENZIE POWERS 2/24 7 2/25 7.1 Filed DODGE COUNTY HS c# 4750091	SERVICES	14.10	499.28	499.28
3/01/22	1160	EMERGENCY SERVICES PHONE FLAT Filed DODGE COUNTY HS c# 4746321	SERVICES	1.00	8575.00	8575.00
3/01/22	1170	EMERGENCY SERVICE MOBILE FLAT 18 OF 31 SHIFTS Filed DODGE COUNTY HS c# 4746331	SERVICES	1.00	1444.71	1444.71
3/03/22	1172	EMERGENCY SERVICES MOBILE MILE JODIE JAHNS	SERVICES	30.00	14.70	14.70
3/06/22	1172	EMERGENCY SERVICES MOBILE MILE CHENON HUSSEY 3/6 150 MI 3/8 160 M1 3/11 90 MI	SERVICES	90.00	191.10	191.10
3/11/22	1171	EMERGENCY SERVICE MOBILE USAGE CHENON HUSSEY 3/11 4 3/25 .9 3/26 .2 3/26 .8	SERVICES	5.90	304.97	304.97

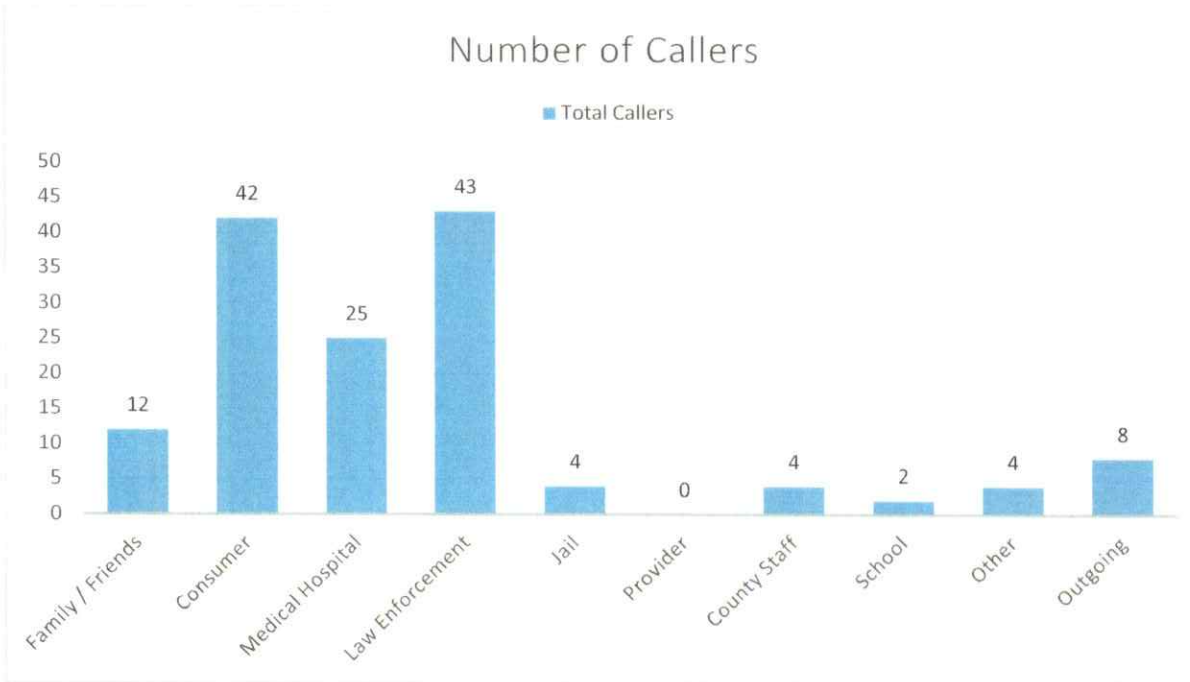
TOTALS: 11720.37 11720.37

TOTAL BALANCE: 11720.37



**Dodge County**  
**Data Report for March 1, 2022 to March 31, 2022**

Total Calls— **144**  
 Total Minors: **31**  
 Total Adults: **111**  
 Total Age Unknown: **2**  
 Stabilization Calls: **9**  
 Admission Confirmations: **2**  
 Mobile Sent— **4**  
 AODA related contacts— **24**  
 Dementia Related contacts - **2**



Caller	Total	Percent
Family / Friends	12	8.33%
Consumer	42	29.17%
Medical Hospital	25	17.36%
Law Enforcement	43	29.86%
Jail	4	2.78%
Provider	0	0.00%
County Staff	4	2.78%
School	2	1.39%
Other	4	2.78%
Outgoing	8	5.56%
<b>Totals</b>	<b>144</b>	<b>100%</b>

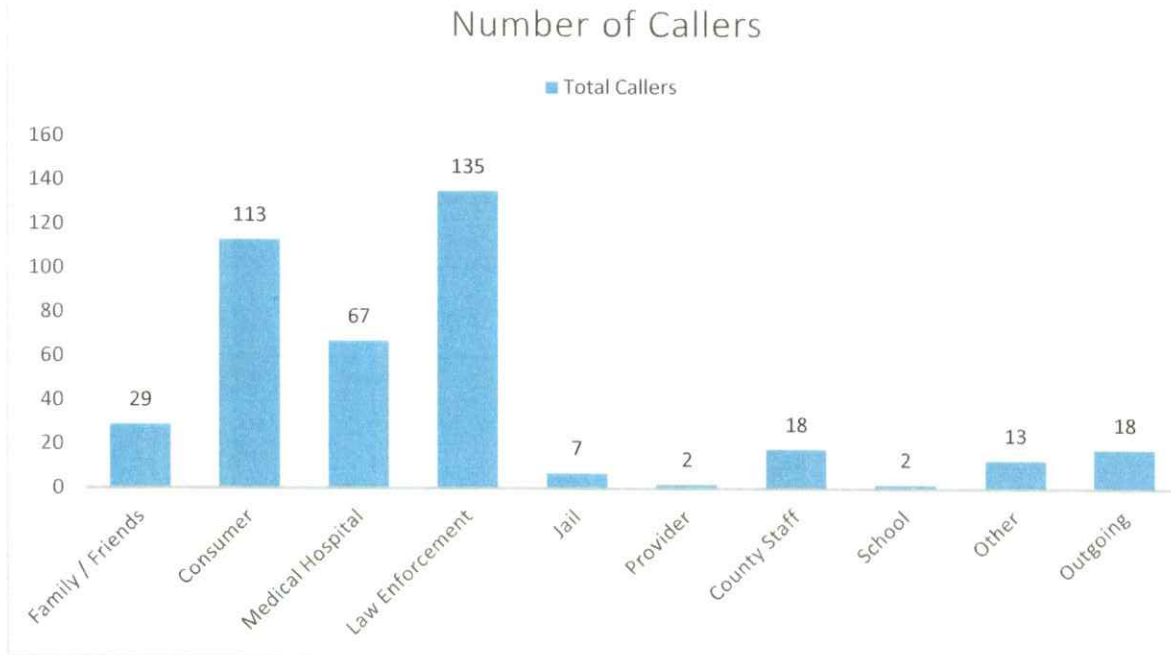
<b>Facility</b>	<b>Voluntary</b>	<b>ED</b>	<b>Total</b>
Fond du Lac	0	1	1
St Agnes	2	1	3
Stoughton Geriatric	0	1	1
Willow Creek	1	0	1
Pending – Follow-Up by next shift / hospital does bed location	0	1	1
<b>Totals</b>	<b>3</b>	<b>4</b>	<b>7</b>





**Dodge County**  
**Data Report for January 1, 2022 to March 31, 2022**

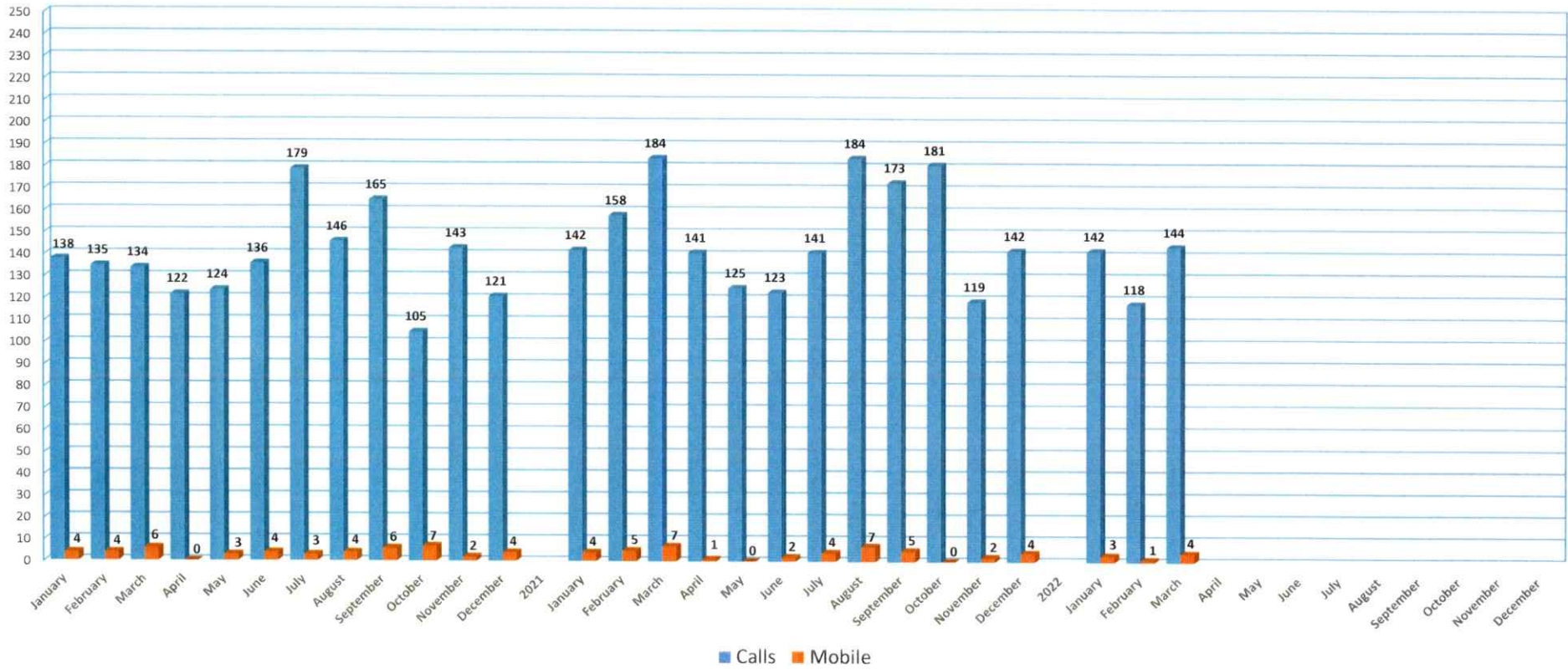
Total Calls— **404**  
 Total Minors: **87**  
 Total Adults: **308**  
 Total Age Unknown: **9**  
 Stabilization Calls: **16**  
 Admission Confirmations: **9**  
 Mobile Sent— **8**  
 AODA related contacts— **72**  
 Dementia Related contacts - **5**



Caller	Total	Percent
Family / Friends	29	7.18%
Consumer	113	27.97%
Medical Hospital	67	16.58%
Law Enforcement	135	33.42%
Jail	7	1.73%
Provider	2	0.50%
County Staff	18	4.46%
School	2	0.50%
Other	13	3.22%
Outgoing	18	4.46%
<b>Totals</b>	<b>404</b>	<b>100%</b>

<b>Facility</b>	<b>Voluntary</b>	<b>ED</b>	<b>Total</b>
Beaver Dam	0	1	1
Fond du Lac	0	1	1
Rogers Memorial	1	0	1
St Agnes	2	1	3
Stoughton Geriatric	0	1	1
UW Madison	0	1	1
Watertown	0	1	1
Willow Creek	2	0	2
Winnebago	0	2	2
Pending – Follow-Up by next shift / hospital does bed location	2	4	6
<b>Totals</b>	<b>7</b>	<b>12</b>	<b>19</b>

## NWC Phone and Mobile Calls by Month 2020-2022



	Calls	Mobile
2020		
January	138	4
February	135	4
March	134	6
April	122	0
May	124	3
June	136	4
July	179	3
August	146	4
September	165	6
October	105	7
November	143	2
December	121	4
2021		
January	142	4
February	158	5
March	184	7
April	141	1
May	125	0
June	123	2
July	141	4
August	184	7
September	173	5
October	181	0
November	119	2
December	142	4
2022		
January	142	3
February	118	1
March	144	4
April		
May		
June		
July		
August		
September		
October		
November		
December		



Dodge County  
Human Services and Health Department  
Fiscal Recap - Budget Year 2022 -- Activity through March

Division	Actual as per Munis			Adjustments		Projected Surplus (Deficit)	Comment
	Revenues	Expenditures	Surplus (Deficit)	Revenues	Expend		
9610 - PUBLIC HEALTH	238,320	242,387	(4,067)			(4,067)	
9710 - HUMAN SERVICES ADMIN	1,115,621	987,768	127,854			127,854	
9720 - CLINICAL SERVICES	2,983,061	3,094,822	(111,762)			(111,762)	
9730 - FAMILY SERVICES	1,554,828	1,948,412	(393,585)			(393,585)	
9731 - CLTS	173,397	132,883	40,513			40,513	
9740 - SOCIAL SERVICES	959,732	814,126	145,606			145,606	
9750 - INCOME MAINTENANCE	453,182	322,742	130,440			130,440	
9760 - AGING	17,217	23,969	(6,752)			(6,752)	
9770 - NUTRITION	128,706	112,296	16,410			16,410	
9790 - RESTRICTED DONATIONS	10,671	301	10,370			10,370	
9799 - RETIREMENT PAYOUT			0			0	
Totals	7,634,735	7,679,707	(44,972)	0	0	(44,972)	

1st Quarter Review: It is too soon predict year end because there are too many variables. The only accounts currently that are concerning are Administrative Fees in Foster Care (53% budget used) and Child Institutions (42% budget used) both in Division 9730.