



Minutes
Human Services and Health Board Meeting
Wednesday December 2, 2020-6:00 pm
Dodge County Administrative Building
Auditorium Rooms H & I
127 East Oak St, Juneau, WI 53039

1. Call to Order by Chairperson Mary Bobholz at 6:00 p.m.
2. Roll Call and Non-Committee Member County Board Attendance

Board Present: Mary Bobholz, Jennifer Keyes (telephonic), David Godshall, (telephonic), Tim Kemmel, Donald Hilgendorf, and Jenifer Hedrick (telephonic), Lois Augustson (telephonic)

Absent/Excused: Kira Sheahan-Malloy, Naomi Kriewald

Staff Present via Teams Meeting: Director Becky Bell, Division Manager Sheila Drays, Division Manager Alyssa Schultz, Division Manager Angela Petruske, Public Health Officer Abby Sauer, Supervisor Kris Schefft

Others Present: County Administrator Jim Mielke

3. Public Comment: Public was asking for the national flu statistics and also the death rate of Covid vs deaths by other causes.
4. Approval of the minutes of the October 7, 2020 Board meeting
Motion by Tim Kemmel to approve the November 4, 2020 Board minutes. Seconded by Donald Hilgendorf.
Motion carried.

5. **BOARD ACTION-**

A. Acceptance of the Youth Justice Innovation Continuation Grant resolution

Motion by David Godshall to approve the Youth Justice Innovation Continuation grant resolution of \$75,000. Seconded by Jennifer Keyes. Motion carried

B. Amending Chapter 3, Section 3.06-Fees for Certain County Services, of the Dodge County Code
Ordinances resolution

Motion by Lois Augustson to approve the Chapter 3 amendment for the Fees for Certain County Services Code Ordinances resolution. Seconded by Jenifer Hedrick. Motion carried

6. **COVID 19 Update-Ms. Sauer**

Public Health Officer Abby Sauer reported the COVID19 numbers as of today to the Board which were, total confirmed cases 8,457 including Department of Corrections, total community positives 6,710, active community cases 971, recovered 5,667 and total death are 74. Ms. Sauer also reported that the positive per day numbers had gone down the prior week and testing efforts are still increasing with the test site in Dodge County in Beaver Dam every Monday and Wednesday.

7. DIRECTORS REPORT-Ms. Bell

A. Discussion: Nutrition Program

Ms. Bell reported to the Board that the Nutrition Program is still having difficulties recruiting enough drivers for the home delivered meals. The program is looking into more shelf stable meals as an option. Moms Meals are being considered as another option. These meals are delivered to the participants via USPS or Fed Ex.

B. Discussion: Urban Rural Women's Substance Use grant

Ms. Bell informed the Board that Human Services & Health have again submitted an application for this grant in the amount of \$300,000 per year which would help increase staffing to provide assistance to the women in this program.

C. Treatment Alternative Program (TAP) grant funding

Ms. Bell reported that Human Services & Health has applied and received the Treatment Alternative Program (TAP) funding again for another 5 years at \$100,000 per year.

8. COMMUNITY SUPPORT SERVICES REPORT-Ms. Drays

A. Statistics for October

B. ADRC Reinvestment Project presentation- Kris Schefft

ADRC Supervisor Kris Schefft talked to the Board about the state looking at ADRC funding's across the state. Ms. Schefft reported that there has been an 8% increase in ADRC clients and services needs but money allocations have not increased.

9. CLINICAL & FAMILY SERVICES REPORT-Ms. Schultz

A. Statistics for October

B. Out of home costs

Ms. Schultz reported to the Board that the department has seen an increase in more intensive youth placements and as of today December 2, 2020 one youth was placed in an out of state facility.

C. October report/expenses from Northwest Connections-After Hours Crisis

10. FISCAL & SUPPORT SERVICES REPORT-Ms. Petruske

A. Review expenditures & revenues

11. Next Meeting will be February 3, 2021 at 6:00pm

12. Adjourned at 6:45 p.m.

Lois Augustson, **Secretary**

Mary Bobholz, **Chairperson**

Kris Keith, **Recording Secretary**

DRAFT

COMMUNITY SUPPORT SERVICES DIVISION
FROM OCTOBER TO DECEMBER 2020 STATISTICS NARRATIVE
FOR THE FEBRUARY 2021
HUMAN SERVICES & HEALTH BOARD MEETING

AGING AND DISABILITY RESOURCE CENTER

KRIS SCHEFFT – SUPERVISOR

CALL STATISTICS

- Recorded Contacts decreased from 624 in October to 594 in November and 511 in December ↓
- Providing Information and Assistance decreased from 345 in October to 336 in November and 280 in December ↓
- Administering Long Term Care Functional Screens decreased from 41 in October to 36 in November and 25 in December ↓
- Providing all other services decreased from 101 in October to 80 in November and December ↓
- Referring for all other services increased from 1 in October and November to 3 in December ↑

AGING, TRANSPORTATION, AND NUTRITION

JACKIE DELAROSA – SUPERVISOR

DINING MEAL DONATIONS

- Congregate donations remained at 0 for July (due to COVID 19 and closures) →
- Home delivered donations decreased from \$19.30 in October to \$19.17 in November and then increased to \$24.28 in December ↑

DINING MEAL PARTICIPANTS

- Congregate participants remained at 0 for July (due to COVID 19 and closures) →
- Home delivered participants increased from 88 in October to 130 in November and 139 in December ↑

VOLUNTEER DRIVER STATISTICS

- Total trip miles decreased from 9,012 in October to 8,053 in November and then increased to 9,296 in December ↑
- Total hours of service decreased from 377 in October to 318 in November and then increased to 423 in December ↑
- Total cash donations received decreased from \$1,873.44 in October to \$1,671.84 in November and then slightly increased to \$1,693.41 in December ↓

CASELOAD/WORKLOAD STATISTICS

- Total caseload decreased from 313 in October to 310 in November and 309 in December ↓
- Referrals decreased from 33 in October to 29 in November and then increased to 36 in December ↑
- Court hearings increased from 6 in October to 8 in November and 9 in December ↑
- Annual Protective Placement reviews decreased from 21 in October to 16 in November and 11 in December ↓
- Supportive Home Care reviews decreased from 22 in October to 19 in November and 13 in December ↓
- Total Supportive Home Care cases remained steady at 151 in October, November, and December →
- Total Home and Financial Manager caseload increased from 31 in October to 32 in November and 33 in December ↑

CASELOAD/WORKLOAD STATISTICS

- FoodShare caseload increased from 4,055 in October to 4,167 in November and 4,309 in December ↑
- Medicaid Total caseload increased from 2,564 in October to 2,583 in November and 2,595 in December ↑
- BadgerCare Total caseload increased from 5,536 in October to 5,666 in November and 5,843 in December ↑
- Total gross recipients increased from 14,903 in October to 15,136 in November and 15,499 in December ↑
(This is the number of county residents receiving assistance, which includes those handled by other counties in the consortia)
- Total cases increased from 8,424 in October to 8,583 in November and 8,807 in December ↑
- FoodShare expenditures increased from \$836,785 in October to \$859,059 in November and \$1,493,996 in December ↑
- Child Care expenditures increased from \$126,431 in October to \$131,901 in November and \$134,096 in December ↑

CASELOAD/WORKLOAD STATISTICS

- Programs for Children decreased from 2 in October to 0 in November and then increased to back up to 1 in December ↓
- Programs for Children and Families decreased from 927 in October to 926 in November and 900 in December ↓
- Programs for Women decreased from 48 in October to 22 in November and the increased back up to 44 in December ↓
- Programs for ALL Residents decreased 7,271 in October to 6,246 in November and 5,115 in December ↓

CLINICAL AND FAMILY SERVICES DIVISION

NOVEMBER STATISTICS NARRATIVE

FOR THE FEBRUARY 2021

HUMAN SERVICES & HEALTH BOARD MEETING

CHILD PROTECTIVE SERVICES UNITS

MARK BEBEL – INTAKE SUPERVISOR
LISA GRYCOWSKI – ONGOING SUPERVISOR

ACCESS REPORTS

- Total number of CPS Access and Services reports decreased by 12 (from 86 to 74) ↓

ONGOING CASELOAD DATA

- Number of families being served increased by 4 (from 84 to 88) ↑
- Number of children being served decreased by 3 (from 215 to 212) ↓
- Number of children in out-of-home care decreased by 1 (from 88 to 87) ↓
- Termination of Parental Rights (TPR) and guardianship cases in progress stayed the same at 12 →

CHILD AND ADOLESCENT SERVICES UNIT

AMY BOOHER – SUPERVISOR

JUVENILE JUSTICE CASELOAD STATISTICS

- Total caseload increased by 6 (from 145 to 151) ↑

BIRTH TO THREE PROGRAM DATA

- Number of referrals decreased by 6 (from 16 to 10) ↓
- Number of admissions decreased by 5 (from 14 to 9) ↓
- Number of discharges decreased by 2 (from 6 to 4) ↓
- Total number of children served increased by 4 (from 117 to 121) ↑

CHILDRENS LONG TERM SUPPORT WAIVER (CLTS) and COMMUNITY OPTIONS PROGRAM (CCOP) DATA

- Total number of children served increased by 5 (from 190 to 195) ↑
- Average caseload size for CLTS staff is 45
- Total number of new referrals this month is 4; total for the calendar year is 65
- Number of families dually enrolled in both CLTS and CCS increased by 3 (from 33 to 36) ↑
- Wait list for CLTS and CCOP programs decreased by 1 (from 1 to 0) ↓

CLINICAL SERVICES UNIT

SARA GASKA – CLINICAL SUPERVISOR
KIM KUNZ – COMMUNITY PROGRAMS SUPERVISOR

OUTPATIENT MENTAL HEALTH SERVICES DATA

- Admissions increased by 18 (from 31 to 49) ↑
- Discharges decreased by 8 (from 44 to 36) ↓
- End of month total client census increased by 8 (from 955 to 963) ↑
- End of month psychiatry census (for all programs) decreased by 22 (from 808 to 786) ↓
- End of month therapy census decreased by 11 (from 425 to 414) ↓

- Average caseload size for MH therapists stayed the same at 59 →
- # of clients on waitlist for adult psychiatric evaluation is 0, next available appt. is 1/6/21 (as of 12/16/20)
- # of clients on waitlist for child/adolescent psychiatric evaluation is 0, next available appt. is 1/20/21 (as of 12/16/20)
- Next available intake date for MH (non-emergency) is 1/5/21 (as of 12/16/20)

OUTPATIENT SUBSTANCE ABUSE SERVICES DATA

- Admissions increased by 10 (from 20 to 30) ↑
- Discharges increased by 1 (from 26 to 27) ↑
- End of month total client census increased by 2 (from 163 to 165) ↑
- Average caseload size for SA counselors increased by 1 (from 26 to 27) ↑
- Number of Intoxicated Driver Assessments decreased by 4 (from 40 to 36) ↓
- Next available intake date for AODA (non-emergency) is 1/5/21 (as of 12/16/20)

CRISIS RESPONSE SERVICES DATA

- Total hospitalization days decreased by 30 (from 147 to 117) ↓
- Of this total, number of county-funded days increased by 5 (from 50 to 55) ↑
- Number of Emergency Detentions (EDs) stayed the same at 9 →
- Number of crisis diversions increased by 14 (from 132 to 146) ↑
- Number of protective custody cases stayed the same at 0 →
- Number of voluntary admissions increased by 3 (from 9 to 12) ↑

COMMUNITY PROGRAMS DATA

- Community Support Program (CSP) end of month census stayed the same at 2 →
- Comprehensive Community Services (CCS) end of month census decreased by 5 (from 201 to 196) ↓
- Targeted Case Management (TCM) enrollment stayed the same at 32 →



CLINICAL AND FAMILY SERVICES DIVISION

DECEMBER STATISTICS NARRATIVE

FOR THE FEBRUARY 2021

HUMAN SERVICES & HEALTH BOARD MEETING

CHILD PROTECTIVE SERVICES UNITS

MARK BEBEL – INTAKE SUPERVISOR
LISA GRYCOWSKI – ONGOING SUPERVISOR

ACCESS REPORTS

- Total number of CPS Access and Services reports increased by 23 (from 74 to 97) ↑

ONGOING CASELOAD DATA

- Number of families being served decreased by 1 (from 88 to 87) ↓
- Number of children being served increased by 3 (from 212 to 215) ↑
- Number of children in out-of-home care decreased by 1 (from 87 to 86) ↓
- Termination of Parental Rights (TPR) and guardianship cases in progress decreased by 3 (from 12 to 9) ↓

CHILD AND ADOLESCENT SERVICES UNIT

AMY BOOHER – SUPERVISOR

JUVENILE JUSTICE CASELOAD STATISTICS

- Total caseload increased by 10 (from 151 to 161) ↑

BIRTH TO THREE PROGRAM DATA

- Number of referrals increased by 7 (from 10 to 17) ↑
- Number of admissions decreased by 5 (from 9 to 4) ↓
- Number of discharges increased by 1 (from 4 to 5) ↑
- Total number of children served decreased by 4 (from 121 to 117) ↓

CHILDRENS LONG TERM SUPPORT WAIVER (CLTS) and COMMUNITY OPTIONS PROGRAM (CCOP) DATA

- Total number of children served increased by 2 (from 195 to 197) ↑
- Average caseload size for CLTS staff is 45
- Total number of new referrals this month is 9; total for the calendar year is 74
- Number of families dually enrolled in both CLTS and CCS increased by 2 (from 36 to 38) ↑
- Wait list for CLTS and CCOP programs increased by 3 (from 0 to 3) ↑

CLINICAL SERVICES UNIT

SARA GASKA – CLINICAL SUPERVISOR
KIM KUNZ – COMMUNITY PROGRAMS SUPERVISOR

OUTPATIENT MENTAL HEALTH SERVICES DATA

- Admissions decreased by 12 (from 49 to 37) ↓
- Discharges increased by 7 (from 36 to 43) ↑
- End of month total client census decreased by 6 (from 963 to 957) ↓
- End of month psychiatry census (for all programs) decreased by 3 (from 786 to 783) ↓
- End of month therapy census increased by 23 (from 414 to 437) ↑

- Average caseload size for MH therapists decreased by 5 (from 59 to 54) (add'l provider) ↓
- # of clients on waitlist for adult psychiatric evaluation is 0, next available appt. is 2/16/21 (as of 1/11/21)
- # of clients on waitlist for child/adolescent psychiatric evaluation is 0, next available appt. is 2/16/21 (as of 1/11/21)
- Next available intake date for MH (non-emergency) is 1/21/21(as of 1/11/21)

OUTPATIENT SUBSTANCE ABUSE SERVICES DATA

- Admissions increased by 1 (from 30 to 31) ↑
- Discharges increased by 3 (from 27 to 30) ↑
- End of month total client census decreased by 1 (from 165 to 164) ↓
- Average caseload size for SA counselors stayed the same at 27 →
- Number of Intoxicated Driver Assessments decreased by 9 (from 36 to 27) ↓
- Next available intake date for AODA (non-emergency) is 1/25/21 (as of 1/11/21)

CRISIS RESPONSE SERVICES DATA

- Total hospitalization days decreased by 12 (from 117 to 105) ↓
- Of this total, number of county-funded days increased by 21 (from 55 to 76) ↑
- Number of Emergency Detentions (EDs) increased by 3 (from 9 to 12) ↑
- Number of crisis diversions decreased by 14 (from 146 to 122) ↓
- Number of protective custody cases increased by 1 (from 0 to 1) ↑
- Number of voluntary admissions increased by 5 (from 12 to 17) ↑

COMMUNITY PROGRAMS DATA

- Community Support Program (CSP) end of month census stayed the same at 2 →
- Comprehensive Community Services (CCS) end of month census increased by 2 (from 196 to 198) ↑
- Targeted Case Management (TCM) enrollment decreased by 2 (from 32 to 30) ↓



2020 Children's Monthly Out-of-Home Placement Costs (# of children / \$\$\$)

	Group Homes		Institutions		Foster Care		Kinship Care		Monthly Total	
January	2	10,650.36	10	109,574.34	67	93,187.11	40	10,127.23	119	223,539.04
February	2	9,963.24	11	113,199.67	68	98,062.06	36	9,056.41	117	230,281.38
March	2	10,650.36	10	128,041.55	71	106,440.17	37	9,152.20	120	254,284.28
April	4	18,407.09	9	133,272.95	72	126,288.83	36	8,890.00	121	283,218.87
May	5	28,542.24	8	109,004.37	74	112,206.98	34	8,636.00	121	258,389.59
June	4	26,844.24	8	100,029.92	74	106,333.27	36	8,771.46	122	241,978.89
July	5	30,699.39	8	102,090.71	74	108,106.49	36	8,996.52	123	249,893.11
August	4	28,981.59	9	109,436.73	72	103,557.51	37	9,242.32	122	251,218.15
September	4	17,227.99	10	120,113.90	68	118,541.30	39	11,705.03	121	267,588.22
October	5	32,348.88	11	142,271.43	71	128,907.42	38	9,357.04	125	312,884.77
November	4	18,840.42	11	129,114.30	74	139,936.50	35	8,890.00	124	296,781.22
December	3	18,758.41	12	133,762.69	71	133,140.72	38	9,537.29	124	295,199.11
Total 2020	41	251,914.21	117	1,429,912.56	856	1,374,708.36	442	112,361.50	1459	3,168,896.63
Average 2020	3.7	20,992.85	9.7	119,159.38	71.3	114,559.03	36.8	9,363.46	121.6	264,074.72
Total 2019	38	209,007.18	106	1,221,874.82	696	780,744.80	474	112,938.58	1200	2,324,565.38
Average 2019	3.2	17,417.26	8.8	101,822.90	58	65,062.07	39.5	9,411.55	100	193,713.78

Number of placements are duplicated month-to-month.

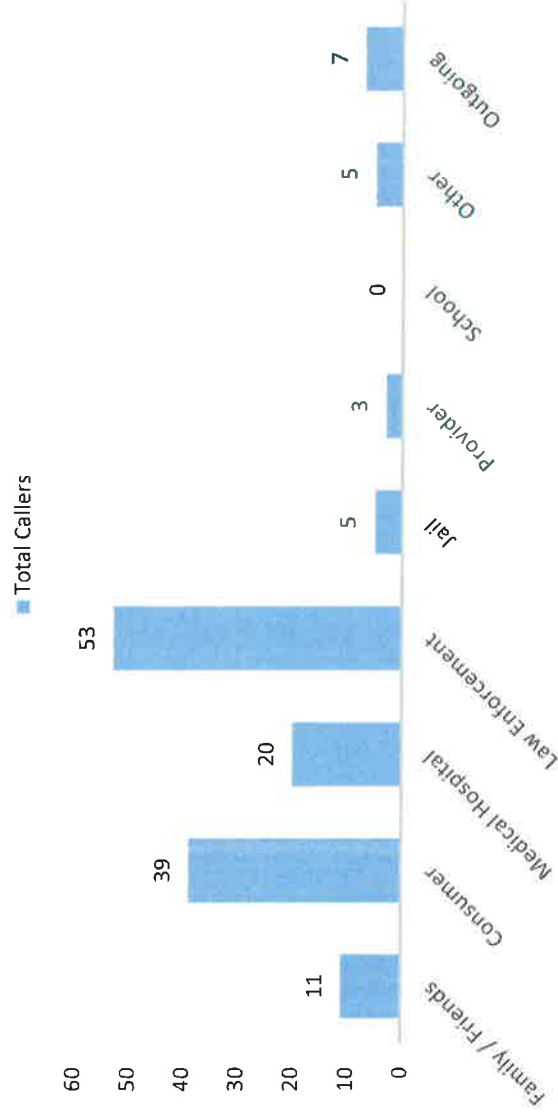


Dodge County
Data Report for November 1, 2020 to November 30, 2020

Total Calls—143
Total Minors: 30
Total Adults: 110
Total Age Unknown: 3
Stabilization Calls: 15
Admission Confirmations: 3
Mobile Sent—2
AODA related contacts—13
Dementia Related contacts - 0

Caller	Total	Percent
Family / Friends	11	7.69%
Consumer	39	27.27%
Medical Hospital	20	13.99%
Law Enforcement	53	37.06%
Jail	5	3.50%
Provider	3	2.10%
School	0	0.00%
Other	5	3.50%
Outgoing	7	4.90%
Totals	143	100%

Number of Callers



Facility	Voluntary	ED	Total
Community Memorial	1	0	1
Mercy Medical	0	1	1
St. Agnes	2	0	2
St. Elizabeth	1	0	1
Watertown Senior BH	1	0	1
Pending – Follow-Up by next shift / hospital does bed location	2	2	4
Totals	7	3	10

NORTHWEST COUNSELING AND GUIDANCE CLINIC

PO Box 309
Siren, WI 54872

Dodge County Human Service & Health Department
Henry Dodge Office Building
199 County Rd DF 3rd Floor
Juneau, WI 53039

12/4/2020

Enclosed please find the **NOVEMBER** monthly billings for the following services from NWCGC:

Training/Supervision-1140	\$118.02
Mobile Service Usage-1171	\$265.84
Mobile Service Mileage-1172	\$174.44
Mobile Service Expense-1173	\$0.00
Phone Flat Rate- 1160	\$8,012.00
Mobile Flat Rate- 1170	\$1,928.92

TOTAL DUE \$10,499.22

If you have any questions, please call 715-349-7069.

Thank you,

Cindy B.
Out-Patient/County Billing Coordinator
Northwest Counseling & Guidance Clinic

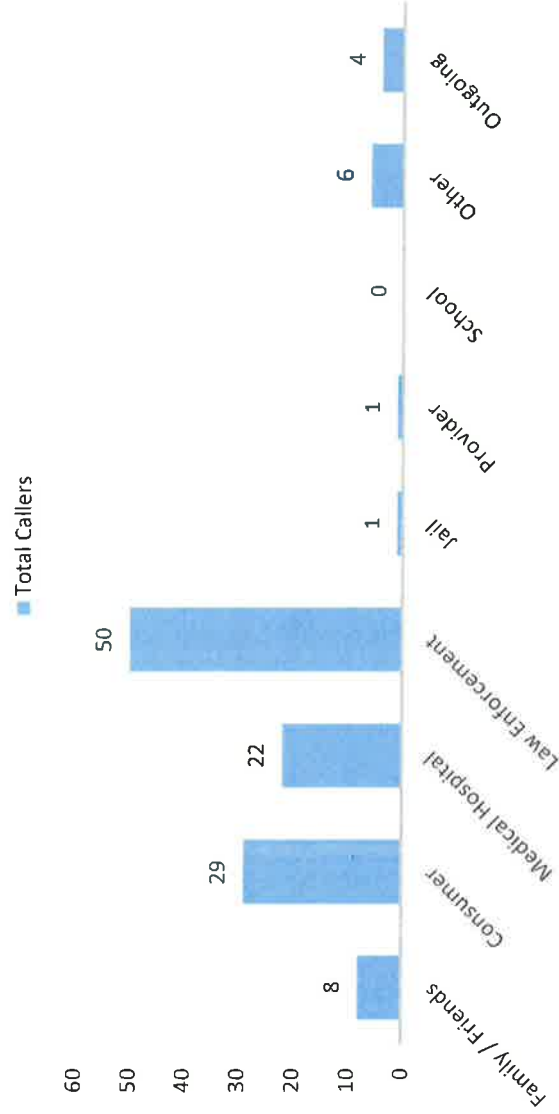


Dodge County
Data Report for December 1, 2020 to December 31, 2020

- Total Calls— 121**
- Total Minors: 15**
- Total Adults: 104**
- Total Age Unknown: 2**
- Stabilization Calls: 4**
- Admission Confirmations: 4**
- Mobile Sent— 4**
- AODA related contacts— 20**
- Dementia Related contacts - 3**

Caller	Total	Percent
Family / Friends	8	6.61%
Consumer	29	23.97%
Medical Hospital	22	18.18%
Law Enforcement	50	41.32%
Jail	1	0.83%
Provider	1	0.83%
School	0	0.00%
Other	6	4.96%
Outgoing	4	3.31%
Totals	121	100%

Number of Callers



Facility	Voluntary	ED	Total
Meriter	2	0	2
St. Agnes	1	0	1
Theda Care	0	1	1
Winnebago	0	1	1
Pending – Follow-Up by next shift / hospital does bed location	1	1	2
Totals	4	3	7

NORTHWEST COUNSELING AND GUIDANCE CLINIC

PO Box 309
Siren, WI 54872

Dodge County Human Service & Health Department
Henry Dodge Office Building
199 County Rd DF 3rd Floor
Juneau, WI 53039

1/6/2021

Enclosed please find the **DECEMBER** monthly billings for the following services from NWCGC:

Training/Supervision-1140	\$273.13
Mobile Service Usage-1171	\$694.15
Mobile Service Mileage-1172	\$32.34
Mobile Service Expense-1173	\$0.00
Phone Flat Rate- 1160	\$8,012.00
Mobile Flat Rate- 1170	\$2,165.92

TOTAL DUE \$11,177.54

If you have any questions, please call 715-349-7069.

Thank you,

Cindy B.
Out-Patient/County Billing Coordinator
Northwest Counseling & Guidance Clinic

SIREN, WI 54872-0309
15 349 7069

Billing: 1/06/2021
Page: 3

Bill to: DODGE COUNTY HS
199 CTY RD DF

Chart: 26896
Bill for: DODGE COUNTY 2020
199 CTY RD DF 3RD FLR

JUNEAU WI 53039-9512

JUNEAU, WI 53039

Date	Proc	Description	Provider	Units	Debits	Line Balance
11/23/20	1171	EMERGENCY SERVICE MOBILE USAGE HALEY JUSTMANN 11/23 3.1 12/9 1.9	SERVICES	5.00	246.15	246.15
11/23/20	1140	Filed DODGE COUNTY HS c# 4523851 EMERGENCY SERVICE TRAINING/SUP HALEY JUSTMAN	SERVICES	4.00	134.88	134.88
11/23/20	1172	11/23 1 12/3 3 EMERGENCY SERVICES MOBILE MILE HALEY JUSTMAN	SERVICES	32.00	15.68	15.68
11/28/20	1140	32 MI EMERGENCY SERVICE TRAINING/SUP KAYLA NONHOF	SERVICES	2.10	70.81	70.81
12/01/20	1160	11/28 1.5 12/21 .6 EMERGENCY SERVICES PHONE FLAT Filed DODGE COUNTY HS c# 4521211	SERVICES	1.00	8012.00	8012.00
12/01/20	1170	EMERGENCY SERVICE MOBILE FLAT 28 of 31 SHIFTS	SERVICES	1.00	2165.92	2165.92
12/18/20	1171	Filed DODGE COUNTY HS c# 4521221 EMERGENCY SERVICE MOBILE USAGE KRISTIN STOIBER	SERVICES	2.70	132.92	132.92
12/19/20	1171	Filed DODGE COUNTY HS c# 4523871 EMERGENCY SERVICE MOBILE USAGE KAYLA NONHOF	SERVICES	3.90	191.99	192.00
12/19/20	1172	Filed DODGE COUNTY HS c# 4523861 EMERGENCY SERVICES MOBILE MILE KAYLA NONHOF	SERVICES	34.00	16.66	16.66
12/21/20	1140	12/19 34 MI EMERGENCY SERVICE TRAINING/SUP LEAH STAUDUHAR	SERVICES	1.00	33.72	33.72
12/21/20	1140	EMERGENCY SERVICE TRAINING/SUP ASHLY STEGER	SERVICES	1.00	33.72	33.72
12/22/20	1171	Filed DODGE COUNTY HS c# 4523891 EMERGENCY SERVICE MOBILE USAGE LEAH STAUDUHAR	SERVICES	2.50	123.07	123.08
		Filed DODGE COUNTY HS c# 4523881				

TOTALS: 11177.54

TOTAL BALANCE: 11177.54

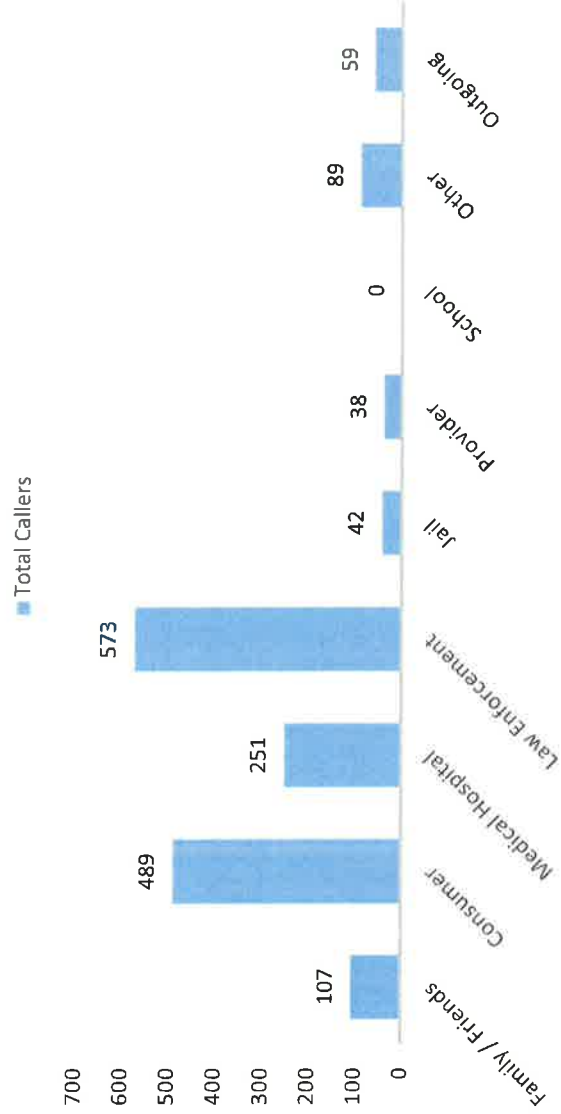


Dodge County
Data Report for January 1, 2020 to December 31, 2020

Total Calls— 1648
Total Minors: 248
Total Adults: 1383
Total Age Unknown: 17
Stabilization Calls: 125
Admission Confirmations: 23
Mobile Sent— 47
AODA related contacts— 269
Dementia Related contacts - 20

Caller	Total	Percent
Family / Friends	107	6.49%
Consumer	489	29.67%
Medical Hospital	251	15.23%
Law Enforcement	573	34.77%
Jail	42	2.55%
Provider	38	2.31%
School	0	0.00%
Other	89	5.40%
Outgoing	59	3.58%
Totals	1648	100%

Number of Callers



Facility	Voluntary	ED	Total
Bellin	0	2	2
Community Memorial	7	3	10
Froedtert	3	0	3
Fond du Lac	1	9	10
Hartford	0	1	1
Madison VA	2	0	2
Mercy Medical	4	2	6
Meriter	2	0	2
Rogers Memorial	8	3	11
Southwest Behavioral Health	1	0	1
St. Agnes	13	3	16
St. Elizabeth's	1	0	1
St. Mary's	5	0	5
Theda Care	7	4	11
UW Health	0	1	1
UW Madison	4	1	5
Watertown Senior Behavioral Health	2	0	2
Willow Creek	3	2	5
Winnebago	0	21	21
Pending -- Follow-Up by next shift / hospital does bed location	26	17	43
Totals	89	69	158