

3 **Resolution Authorizing Options for Youth (Juvenile) Supervision**  
4

5 TO THE HONORABLE BOARD OF SUPERVISORS OF DODGE COUNTY, WISCONSIN  
6 MEMBERS,  
7

8 **WHEREAS**, the declared legislative intent of Wisconsin's Juvenile Justice Code, Chapter 938 of the  
9 Wisconsin Statutes, is to promote a juvenile justice system capable of dealing with the problems of  
10 juvenile delinquency which protects the community, imposes accountability for violations of the law,  
11 and equips juvenile offenders with competencies to live responsibly and productively (§ 938.01(2), Wis.  
12 Stats.); and,  
13

14 **WHEREAS**, the Wisconsin Legislature provided various disposition, sanction, and placement  
15 options to counties in order to achieve the stated legislative intent, subject to the County Board's  
16 adoption of a resolution authorizing same pursuant to § 938.06(5), Wis. Stats.; and,  
17

18 **WHEREAS**, specifically, § 938.06(5)(a)1., Wis. Stats., allows the use of a juvenile detention facility  
19 or juvenile portion of the county jail as a disposition under § 938.34(3)(f), Wis. Stats., as a sanction  
20 under § 938.355(6m)(a), Wis. Stats., or as a place of short-term detention under  
21 § 938.355(6d)(a)1. or 2. or § 938.355(6d)(b)1. or 2., or § 938.534(1)(b)1. or 2.; and,  
22

23 **WHEREAS**, given the complex needs of juveniles in Dodge County and the scarcity of financial  
24 resources, the Dodge County Judicial and Public Protection Committee and the Dodge County Human  
25 Services and Health Board have determined that it is appropriate to authorize a broad array of options to  
26 achieve the declared policy of the Legislature;  
27

28 **SO, NOW, THEREFORE, BE IT RESOLVED**, by the Dodge County Board of Supervisors that,  
29 pursuant to § 938.06(5), Wis. Stats., the court is authorized to use placement in a juvenile detention  
30 facility or juvenile portion of the county jail as a disposition, sanction or place of short-term detention.

All of which is respectfully submitted this 20th day of March, 2018.

**Dodge County Judicial and Public Protection Committee**

\_\_\_\_\_  
MaryAnn Miller

\_\_\_\_\_  
Thomas Nickel

\_\_\_\_\_  
Larry Bischoff

\_\_\_\_\_  
Dan Hilbert

\_\_\_\_\_  
Larry Schraufnagel

**Dodge County Human Services and Health Board:**

\_\_\_\_\_  
Mary J. Bobholz

\_\_\_\_\_  
Lois Augustson

\_\_\_\_\_  
Becky Glewen

\_\_\_\_\_  
Stephanie Justmann

\_\_\_\_\_  
Kira Sheahan-Malloy

\_\_\_\_\_  
Mark E. Roesch

\_\_\_\_\_  
David Godshall

\_\_\_\_\_  
Jennifer Keyes

\_\_\_\_\_  
Jeremy Bartsch

**Vote Required:** Majority of members present

**Resolution Summary:** Resolution authorizing options for youth (juvenile) supervision.

**CLINICAL AND FAMILY SERVICES DIVISION**  
**JANUARY STATISTICS NARRATIVE - CORRECTED**  
**FOR THE MARCH 2018**  
**HUMAN SERVICES & HEALTH BOARD MEETING**

**CHILD PROTECTIVE SERVICES UNITS**

MARK BEBEL – INTAKE SUPERVISOR  
LISA GRYCOWSKI – ONGOING SUPERVISOR

**ACCESS REPORTS**

- Total number of CPS Access and Services reports increased by 26 (from 83 to 109) ↑

**ONGOING CASELOAD DATA**

- Number of families being served decreased by 6 (from 93 to 87) ↓
- Number of children being served increased by 7 (from 195 to 202) ↑
- Number of children in out-of-home care increased by 3 (from 72 to 75) ↑
- Termination of Parental Rights (TPR) and guardianship cases in progress decreased by 1 (from 6 to 5) ↓

**CHILD AND ADOLESCENT SERVICES UNIT**

AMY BOOHER – SUPERVISOR

**JUVENILE JUSTICE CASELOAD STATISTICS**

- Total caseload decreased by 18 (from 167 to 149) ↓

**BIRTH TO THREE PROGRAM DATA**

- Number of referrals increased by 10 (from 13 to 23) ↑
- Number of admissions increased by 6 (from 7 to 13) ↑
- Number of discharges decreased by 1 (from 6 to 5) ↓
- Total number of children served increased by 2 (from 139 to 141) ↑

**CHILDRENS LONG TERM SUPPORT WAIVER (CLTS) and COMMUNITY OPTIONS PROGRAM (CCOP) DATA**

- Total number of children served stayed the same at 92 →
- Total number of new referrals this month is 2; total for the calendar year is 39
- Number of families dually enrolled in both CLTS and CCS increased by 5 (from 10 to 15) ↑
- Wait list for CLTS and Family Support programs decreased by 1 (from 54 to 53) ↓

**CLINICAL SERVICES UNIT**

SARA GASKA – CLINICAL SUPERVISOR  
KIM KUNZ – COMMUNITY PROGRAMS SUPERVISOR

**OUTPATIENT MENTAL HEALTH SERVICES DATA**

- Admissions decreased by 5 (from 45 to 40) ↓
- Discharges increased by 35 (from 27 to 62) ↑
- End of month total client census decreased by 23 (from 936 to 913) ↓
- End of month psychiatry census (for all programs) increased by 6 (from 784 to 790) ↑
- End of month therapy census decreased by 23 (from 405 to 382) ↓
- Average caseload size for MH therapists decreased by 3 (from 58 to 55) ↓

- # of clients on waitlist for adult psychiatric evaluation is 1, next available appt. is 5/17/18 (as of 2/20/18)
- # of clients on waitlist for child/adolescent psychiatric evaluation is 4, next available appt. is 6/12/18 (as of 2/20/18).
- Next available intake date for MH (non-emergency) is 2/21/18 (as of 2/20/18)

#### **OUTPATIENT SUBSTANCE ABUSE SERVICES DATA**

- Admissions increased by 12 (from 20 to 32) ↑
- Discharges increased by 7 (from 18 to 25) ↑
- End of month total client census increased by 8 (from 163 to 171) ↑
- Average caseload size for SA counselors increased by 1 (from 30 to 31) ↑
- Number of Intoxicated Driver Assessments decreased by 1 (from 33 to 32) ↓
- Next available intake date for AODA (non-emergency) is 3/6/18 (as of 2/20/18)

#### **CRISIS RESPONSE SERVICES DATA**

- Total hospitalization days increased by 34 (from 103 to 137) ↑
- Of this total, number of county-funded days increased by 27 (from 41 to 68) ↑
- Number of Emergency Detentions (EDs) stayed the same at 14 →
- Number of crisis diversions increased by 21 (from 100 to 121) ↑
- Number of protective custody cases decreased by 1 (from 3 to 2) ↓
- Number of voluntary admissions increased by 1 (from 5 to 6) ↑

#### **COMMUNITY PROGRAMS DATA**

- Community Support Program (CSP) end of month census decreased by 2 (from 22 to 20) ↓
- Comprehensive Community Services (CCS) end of month census increased by 6 (from 120 to 126) ↑
- Targeted Case Management (TCM) enrollment stayed the same at 25 →



# 2018 Children's Monthly Out-of-Home Placement Costs (# of children / \$\$\$)

	Group Homes	Institutions	Foster Care	Kinship Care	Monthly Total					
January	5	29,426.76	11	109,688.55	43	45,624.33	40	9,504.65	99	194,244.29
February										
March										
April										
May										
June										
July										
August										
September										
October										
November										
December										
<b>Total 2018</b>	<b>5</b>	<b>29,426.76</b>	<b>11</b>	<b>109,688.55</b>	<b>43</b>	<b>45,624.33</b>	<b>40</b>	<b>9,504.65</b>	<b>99</b>	<b>194,244.29</b>
<b>Average 2018</b>	<b>5</b>	<b>29,426.76</b>	<b>11</b>	<b>109,688.55</b>	<b>43</b>	<b>45,624.33</b>	<b>40</b>	<b>9,504.65</b>	<b>99</b>	<b>194,244.29</b>
<b>Total 2017</b>	<b>81</b>	<b>388,532.97</b>	<b>121</b>	<b>1,244,529.42</b>	<b>482</b>	<b>570,425.12</b>	<b>482</b>	<b>110,900.56</b>	<b>1166</b>	<b>2,314,388.07</b>
<b>Average 2017</b>	<b>6.7</b>	<b>32,377.75</b>	<b>10.1</b>	<b>103,710.78</b>	<b>40.2</b>	<b>47,535.43</b>	<b>40.2</b>	<b>9,241.71</b>	<b>97.2</b>	<b>192,865.66</b>

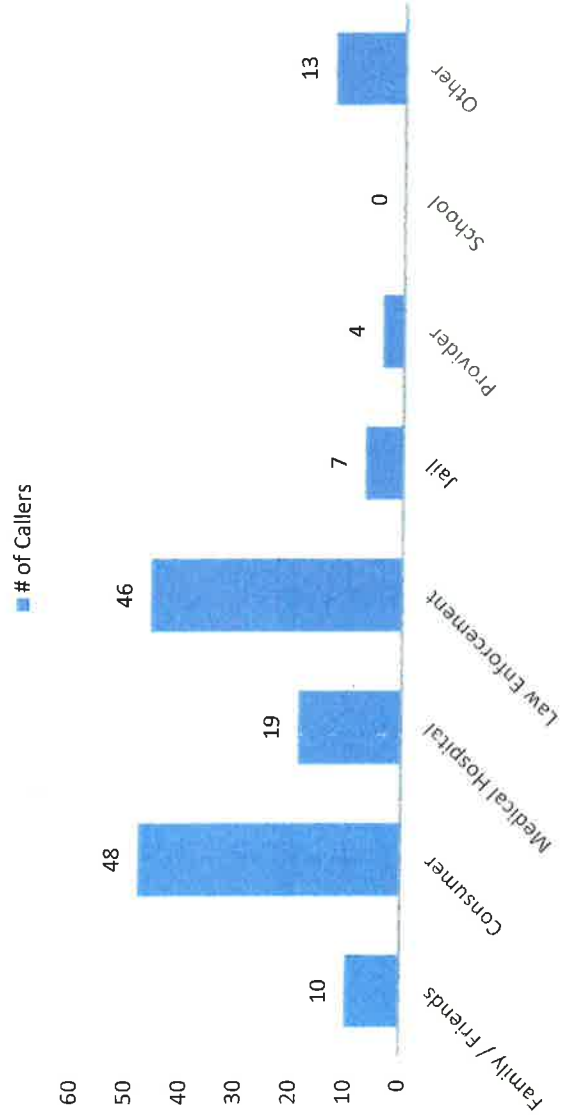
Number of placements are duplicated month-to-month.



**Dodge County**  
**Data Report for January 1, 2018 to January 31, 2018**

**Total Calls— 147**  
**Total Minors: 22**  
**Total Adults: 122**  
**Total Age Unknown: 3**  
**Mobile Sent— 4**  
**AODA related contacts— 12**  
**Dementia Related Contacts - 3**

**# of Callers January 1 - January 31, 2017**

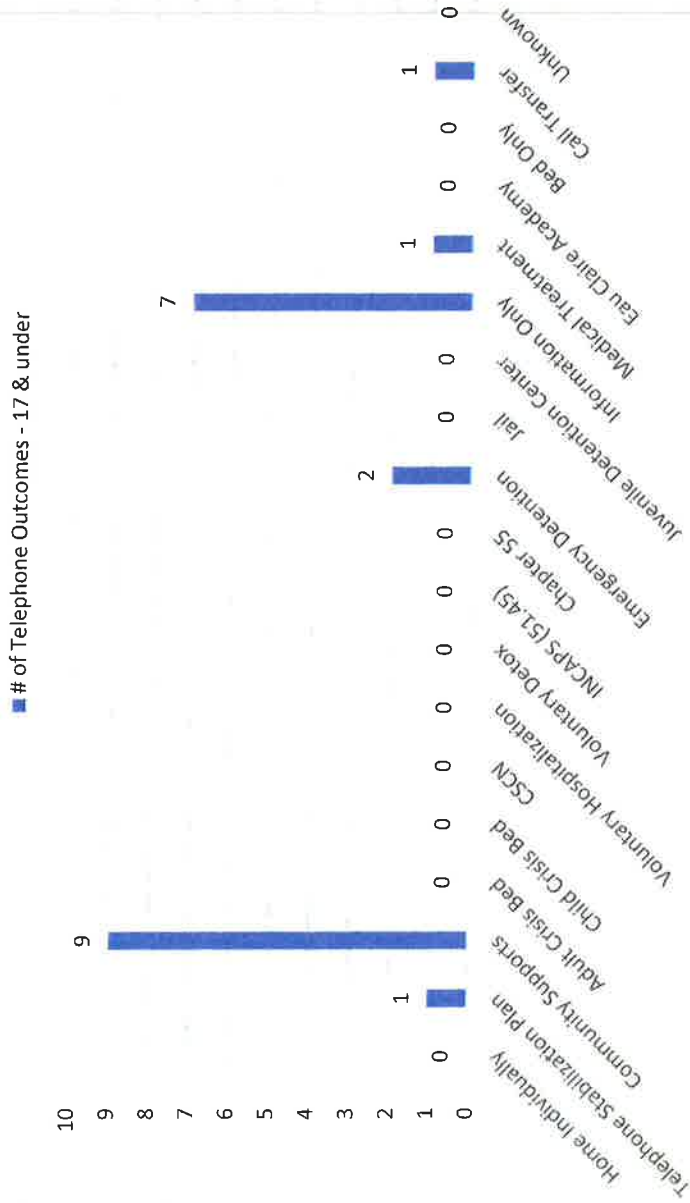


Caller	Total	Percent
Family / Friends	10	6.80%
Consumer	48	32.65%
Medical Hospital	19	12.93%
Law Enforcement	46	31.29%
Jail	7	4.76%
Provider	4	2.72%
School	0	0.00%
Other	13	8.84%
<b>Totals</b>	<b>147</b>	<b>100%</b>

Stabilization Calls (incoming and outgoing): 7

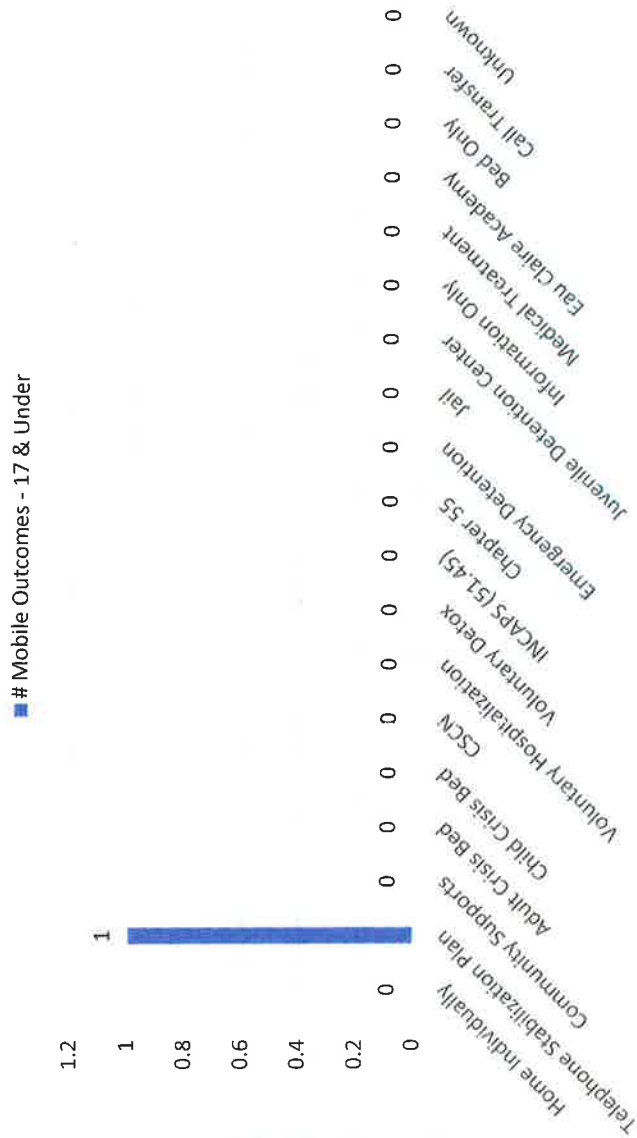
Note-Stabilization calls are created through a response plan following an initial contact resulting in a diversion with community supports.

# of Telephone Outcomes - Minors (17 & under)  
January 1 - January 31, 2017



Telephone Outcome	Total	Percent
Home Individually	0	0.00%
Telephone Stabilization Plan	1	4.76%
Community Supports	9	42.86%
Adult Crisis Bed	0	0.00%
Child Crisis Bed	0	0.00%
CSCN	0	0.00%
Voluntary Hospitalization	0	0.00%
Voluntary Detox	0	0.00%
INCAPS (51.45)	0	0.00%
Chapter 55	0	0.00%
Emergency Detention	2	9.52%
Jail	0	0.00%
Juvenile Detention Center	0	0.00%
Information Only	7	33.33%
Medical Treatment	1	4.76%
Eau Claire Academy	0	0.00%
Bed Location Only	0	0.00%
Call Transfer	1	4.76%
Unknown	0	0.00%
<b>Totals</b>	<b>21</b>	<b>100%</b>

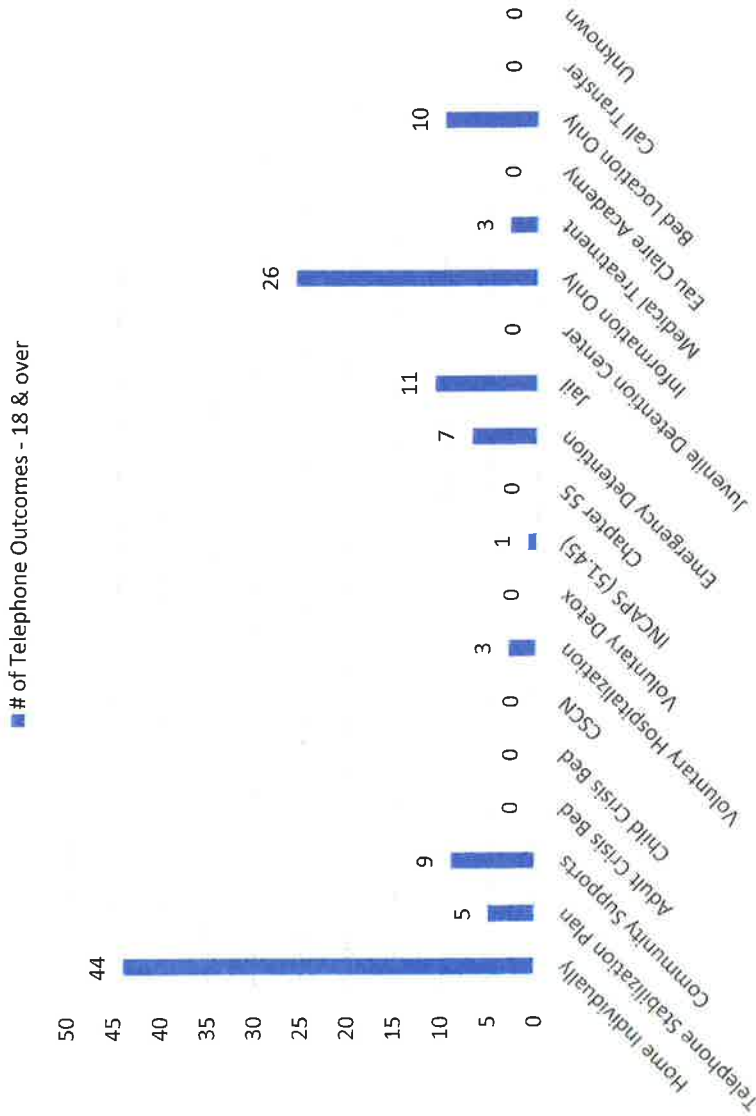
### # Mobile Outcomes - Minors (17 & Under) January 1 - January 31, 2017



Mobile Outcome	Total	Percent
Home Individually	0	0.00%
Telephone Stabilization Plan	1	100.00%
Community Supports	0	0.00%
Adult Crisis Bed	0	0.00%
Child Crisis Bed	0	0.00%
CSCN	0	0.00%
Voluntary Hospitalization	0	0.00%
Voluntary Detox	0	0.00%
INCAPS (51.45)	0	0.00%
Chapter 55	0	0.00%
Emergency Detention	0	0.00%
Jail	0	0.00%
Juvenile Detention Center	0	0.00%
Information Only	0	0.00%
Medical Treatment	0	0.00%
Eau Claire Academy	0	0.00%
Bed Location Only	0	0.00%
Call Transfer	0	0.00%
Unknown	0	0.00%
<b>Totals</b>	<b>1</b>	<b>100%</b>

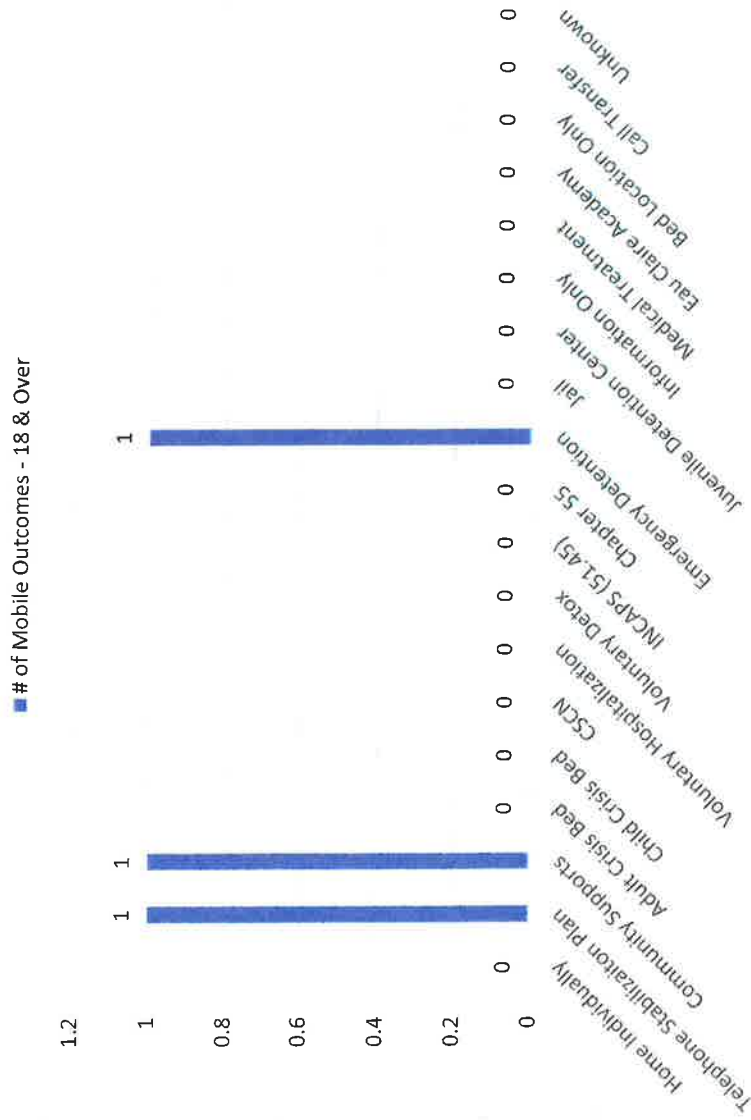


### # of Telephone Outcomes - 18 & over January 1 - January 31, 2017



Telephone Outcome	Total	Percent
Home Individually	44	36.97%
Telephone Stabilization Plan	5	4.20%
Community Supports	9	7.56%
Adult Crisis Bed	0	0.00%
Child Crisis Bed	0	0.00%
CSCN	0	0.00%
Voluntary Hospitalization	3	2.52%
Voluntary Detox	0	0.00%
INCAPS (51.45)	1	0.84%
Chapter 55	0	0.00%
Emergency Detention	7	5.88%
Jail	11	9.24%
Juvenile Detention Center	0	0.00%
Information Only	26	21.85%
Medical Treatment	3	2.52%
Eau Claire Academy	0	0.00%
Bed Location Only	10	8.40%
Call Transfer	0	0.00%
Unknown	0	0.00%
<b>Totals</b>	<b>119</b>	<b>100%</b>

## # of Mobile Outcomes - 18 & Over January 1 - January 31, 2017



Mobile Outcome	Total	Percent
Home Individually	0	0.00%
Telephone Stabilization Plan	1	33.33%
Community Supports	1	33.33%
Adult Crisis Bed	0	0.00%
Child Crisis Bed	0	0.00%
CSCN	0	0.00%
Voluntary Hospitalization	0	0.00%
Voluntary Detox	0	0.00%
INCAPS (51.45)	0	0.00%
Chapter 55	0	0.00%
Emergency Detention	1	33.33%
Jail	0	0.00%
Juvenile Detention Center	0	0.00%
Information Only	0	0.00%
Medical Treatment	0	0.00%
Eau Claire Academy	0	0.00%
Bed Location Only	0	0.00%
Call Transfer	0	0.00%
Unknown	0	0.00%
<b>Totals</b>	<b>3</b>	<b>100%</b>

## # Telephone Outcomes - Age Unknown January 1 - January 31, 2017

■ # Telephone Outcomes - Age Unknown



Telephone Outcome	Total	Percent
Home Individually	1	33.33%
Telephone Stabilization Plan	0	0.00%
Community Supports	0	0.00%
Adult Crisis Bed	0	0.00%
Child Crisis Bed	0	0.00%
CSCN	0	0.00%
Voluntary Hospitalization	0	0.00%
Voluntary Detox	0	0.00%
INCAPS (51.45)	0	0.00%
Chapter 55	0	0.00%
Emergency Detention	0	0.00%
Jail	0	0.00%
Juvenile Detention Center	0	0.00%
Information Only	2	66.67%
Medical Treatment	0	0.00%
Eau Claire Academy	0	0.00%
Bed Location Only	0	0.00%
Call Transfer	0	0.00%
Unknown	0	0.00%
<b>Totals</b>	<b>3</b>	<b>100%</b>

**NORTHWEST COUNSELING AND GUIDANCE CLINIC**

PO Box 309  
Siren, WI 54872

Dodge County Human Service & Health Department  
Henry Dodge Office Building  
199 County Rd DF 3rd Floor  
Juneau, WI 53039

2/5/2018

Enclosed please find the JANUARY monthly billings for the following services from NWCGC:

Training/Supervision-1140	\$58.90
Mobile Service Usage-1171	\$305.30
Mobile Service Mileage-1172	\$43.32
Mobile Service Expense-1173	\$0.00
Phone Flat Rate- 1160	\$5,488.00
Mobile Flat Rate- 1170	\$2,098.75

**TOTAL DUE \$7,994.27**

If you have any questions, please call 715-349-7069.

Thank you,

Cortney H.  
Out-Patient/County Billing Coordinator  
Northwest Counseling & Guidance Clinic

**COMMUNITY SUPPORT SERVICES DIVISION**  
**FROM DECEMBER TO JANUARY STATISTICS NARRATIVE**  
**FOR THE MARCH 2018**  
**HUMAN SERVICES & HEALTH BOARD MEETING**

**AGING AND DISABILITY RESOURCE CENTER**

**KRIS SCHEFFT – SUPERVISOR**

**CALL STATISTICS**

- Recorded Contacts increased from 497 in December to 566 in January ↑
- Providing Information and Assistance increased from 294 in December to 364 in January ↑
- Administering Long Term Care Functional Screens increased from 30 in December to 39 in January ↑
- Providing all other services increased from 135 in December to 201 in January ↑
- Referring for all other services increased from 0 in December to 1 in January ↑

**AGING, TRANSPORTATION, AND NUTRITION**

**AMY EWERTD – SUPERVISOR**

**DINING MEAL DONATIONS**

- Congregate donations decreased from \$21.22 in December to \$20.19 in January ↓
- Home delivered donations increased from \$17.63 in December to \$27.69 in January ↑

**DINING MEAL PARTICIPANTS**

- Congregate participants decreased from 89 in December to 84 in January ↓
- Home delivered participants increased from 95 in December to 116 in January ↑

**VOLUNTEER DRIVER STATISTICS**

- Total trip miles went up from 12,797 in December to 15,175 in January ↑
- Total hours of service went up from 590 in December to 707 in January ↑
- Total cash donations received went down from \$2,386.20 in December to \$2,137.58 in January ↓

**CASELOAD/WORKLOAD STATISTICS**

- Total caseload increased from 276 in December to 281 in January ↑
- Referrals increased from 33 in December to 35 in January ↑
- Court hearings decreased from 10 in December to 9 in January ↓
- Annual Protective Placement reviews increased from 12 in December to 26 in January ↑
- Supportive Home Care reviews increased from 5 in December to 27 in January ↑
- Total Supportive Home Care cases increased from 122 in December to 129 in January ↑
- Total Home and Financial Manager cases increased from 27 in December to 29 in January ↑

**CASELOAD/WORKLOAD STATISTICS**

- FoodShare caseloads increased from 3475 in December to 3531 in January ↑
- Medicaid Total caseload increased from 2240 in December to 2261 in January ↑
- BadgerCare Total caseload decreased from 4741 in December to 4737 in January ↓
- Total gross recipients increased from 12,125 in December to 13,141 ↑  
(This is the number of county residents receiving assistance, which includes those handled by other counties in the consortia)
- Total cases increased from 7340 in December to 7367 in January ↑
- FoodShare expenditures decreased from \$701,825 in December to \$699,015 in January ↓
- Child Care expenditures increased from \$121,478 in December to \$128,963 in January ↑

**CASELOAD/WORKLOAD STATISTICS**

- Programs for Children increased from 54 in December to 55 in January ↑
- Programs for Children and Families decreased from 1058 in December to 1039 in January ↓
- Programs for Women increased from 17 in December to 18 in January ↑
- Programs for ALL Residents increased from 61 in December to 144 in January ↑

# DINING CENTER COMMENTS

*Jan-18*

January

2	Lomira	Chicken Temp was 120-rewarmed, delivered one extra milk
3	Bayshore	Meat stuck to pan-gummy. Lots of complaints
3	Fox Lake	2 servings short of red cabbage, potatoes were brown
3	Horicon	Short potatoes by one serving
3	Randolph	potatoes were brown
3	Watertown	Not enough gravy, stuck to the pan
5	Reeseville	Meat was nice, tender. Glad to have red jello instead of orange.
8	Bayshore	Enjoyed the meal, esp the dessert
8	Watertown	Chicken Tetrazzini was dry
9	Bayshore	Mustard sauce seperated
9	Reeseville	Nobody liked the meatballs-said the flour for the sauce wasn't cooked long enough
9	Watertown	Meatballs were burnt to the pan-no sauce
10	Bayshore	Complaints about sausage-no taste
10	Fox Lake	3 servings short on meat (Feil's delivered more), potatoes brown
10	Hustisford	2 servings short of garlic mashed potato
10	Mayville	Ring bologna was not cut the same size. Potatoes dry/brown
10	Randolph	Ring bologna portions seemed too small-had no flavor
10	Reeseville	Bologna seemed spicy to some, 3 tiny pcs per serving-hardly a serving
11	Fox Lake	veggies were mushy
11	Hustisford	1 serving short of beans/vegetables
11	Lomira	Feil's truck broke down-veggies were mushy, one extra hamburger, but no bun
11	Mayville	veggies were very watery
11	Reeseville	vegetable blend was skimpy-very mushy
12	Bayshore	Enjoyed the meal.
12	Randolph	meal was very good!
12	Reeseville	Those who like liver, liked it!
12	Watertown	liver was tender
15	Mayville	Ham slices were not the same size
16	Reeseville	Loved the chicken!
17	Bayshore	Enjoyed the lasagna
17	Fox Lake	2 servings short of vegetables again
18	Bayshore	Gravy was great with meat and potatoes
18	BD Watermark	All loved the meal
18	Reeseville	Dessert was fantastic!
19	Horicon	Short 6 milk
19	Watertown	Meatballs had enough sauce-very good
22	Watertown	Meat was tough. Shorted 4 skim milks.
23	BD Watermark	All excellent comments about the BBQ pork cutlet
23	Lomira	Meat was 135 upon arrival
23	Reeseville	One carton of milk was low
24	Reeseville	Everything was delicious!
25	Bayshore	loved the beef stew
25	Watertown	Not much meat in beef stew
29	BD Watermark	Excellent meal
29	Reeseville	Liked the pork loin
29	Watertown	shorted 3-2% milks from what they ordered
30	BD Watermark	Compliments on the baked potato
31	Reeseville	Good Chicken

Dodge County Communicable Disease 2015 - 2017

	2015					2016					2017				
	CONFIRMED	PROBABLE	SUSPECT	NOT A CASE	TOTAL	CONFIRMED	PROBABLE	SUSPECT	NOT A CASE	TOTAL	CONFIRMED	PROBABLE	SUSPECT	NOT A CASE	TOTAL
AFB SMEAR POSITIVE	0	0	0	0	0	0	0	0	1	1	0	0	0	0	0
ANIMAL BITE	0	0	0	0	0	2	0	0	0	2	0	0	0	0	0
ARBOVIRAL ILLNESS, WEST NILE VIRUS, NEUROINVASIVE	0	0	0	0	0	0	0	0	0	0	1	0	0	0	1
ARBOVIRAL ILLNESS, WEST NILE VIRUS, NON-NEUROINVASIVE	1	0	0	0	1	0	0	0	2	2	0	0	0	0	0
ARBOVIRAL ILLNESS, CHIKUNGUNYA	0	1	0	0	1	0	0	0	0	0	0	0	0	0	0
ARBOVIRAL ILLNESS, DENGUE	0	0	0	0	0	0	0	0	0	0	0	0	0	0	0
ARBOVIRAL ILLNESS, JAMESTOWN CANYON, Unspecified	0	0	0	0	0	0	0	0	0	0	0	0	0	0	0
ARBOVIRAL ILLNESS, WEST NILE VIRUS, Unspecified	0	0	0	0	0	0	0	0	0	0	0	0	0	0	0
ARBOVIRAL ILLNESS, ZIKA VIRUS	0	0	0	0	0	0	0	2	10	12	0	0	5	12	17
BABESIOSIS	0	0	0	1	1	1	0	0	0	1	0	0	0	0	0
BLASTOMYCOSIS	1	0	1	0	2	0	0	0	1	1	2	0	0	0	2
CAMPYLOBACTERIOSIS	31	0	0	0	31	29	0	0	0	29	29	0	0	3	32
CHLAMYDIA TRACHOMATIS INFECTION	139	0	0	0	139	171	0	0	0	171	141	0	0	0	141
CRYPTOSPORIDIOSIS	8	0	0	0	8	6	2	0	0	8	17	0	0	0	17
E-COLI, ENTEROPATHOGENIC (EPEC)	0	0	0	0	0	0	0	1	0	1	1	0	0	0	1
E-COLI, SHIGA TOXIN-PRODUCING (STEC)	3	0	0	2	5	3	0	0	0	3	5	0	1	0	6
EHRlichiosis, E. chaffeensis	0	0	0	0	0	0	0	0	0	0	0	0	0	0	0
EHRlichiosis/ANAPLAS MOSIS, A. phagocytophilum	0	0	0	0	0	1	1	0	0	2	1	0	0	0	1
EHRlichiosis/ANAPLAS MOSIS, undetermined	0	1	0	0	1	0	0	0	0	0	0	0	0	0	0
ELIZABETHKINGEMIA	0	0	0	0	0	12	0	0	0	12	0	0	0	1	1
GIARDIASIS	5	0	0	0	5	2	0	0	0	2	6	0	0	0	6
GONORRHEA	6	0	0	0	6	12	0	0	0	12	12	0	0	0	12
HAEMOPHILUS INFLUENZE, INVASIVE DISEASE	3	0	0	1	4	0	0	0	4	4	0	0	0	4	4
HEPATITIS A	0	0	0	3	3	0	0	0	3	3	0	0	0	1	1
HEPATITIS B, ACUTE	0	0	0	0	0	0	0	0	0	0	0	0	0	0	0
HEPATITIS B, CHRONIC	2	1	0	1	4	0	1	0	0	1	0	1	0	0	1
HEPATITIS B, Unspecified	0	0	0	0	0	0	0	0	3	3	0	0	0	2	2



Dodge County Communicable Disease 2015 - 2017

	2015					2016					2017				
	CONFIRMED	PROBABLE	SUSPECT	NOT A CASE	TOTAL	CONFIRMED	PROBABLE	SUSPECT	NOT A CASE	TOTAL	CONFIRMED	PROBABLE	SUSPECT	NOT A CASE	TOTAL
HEPATITIS C	32	7	0	4	43	0	2	0	0	2	0	0	0	0	0
HEPATITIS C, ACUTE	0	0	0	0	0	1	0	0	0	1	1	0	0	0	1
HEPATITIS C, CHRONIC	1	0	0	0	1	32	10	0	11	53	31	7	1	22	61
HISTOPLASMOSES	0	0	2	2	4	0	1	1	0	2	0	0	1	2	3
INFLUENZA	0	0	0	2	2	0	0	0	1	1	0	0	0	0	0
INFLUENZA-ASSOCIATED HOSPITALIZATION	21	2	0	2	25	20	9	0	0	29	1	0	0	1	2
LEGIONELLOSIS	2	0	0	0	2	1	0	0	0	1	1	0	1	0	2
LISTERIOSIS	1	0	0	0	1	0	0	0	0	0	0	0	0	0	0
LYME DISEASE (B. BURGDORFERI)	10	2	0	13	25	12	5	0	13	30	16	4	1	24	45
LYME LABORATORY REPORT	1	1	3	2	7	0	0	4	8	12	0	0	0	3	3
MEASLES (RUBEOLA)	0	0	0	2	2	0	0	0	0	0	0	0	0	0	0
MENINGITIS, BACTERIAL OTHER	1	0	0	0	1	2	0	1	1	4	1	0	0	0	1
METAL POISONING (NON-LEAD)	0	0	0	1	1	0	0	0	1	1	0	0	4	0	4
METHICILLIN - or OXICILLIN RESISTANT S. AUREUS (MRSA/ORSA)	0	0	0	0	0	0	0	0	0	0	1	0	0	1	
MUMPS	0	0	0	4	4	0	0	0	2	2	0	0	0	3	3
MYCOBACTERIAL DISEASE (NON-TUBERCULOUS)	7	0	0	0	7	10	0	0	1	11	10	0	0	1	11
N. MENINGITIDIS (Meningococcal disease)	0	0	0	0	0	0	0	0	0	0	0	0	0	0	0
NOT REPORTABLE	0	0	0	3	3	0	0	0	1	1	1	0	0	0	2
PELVIC INFLAMMATORY DISEASE (NON GC, NON CT)	0	0	0	0	0	2	0	0	0	2	0	0	0	0	0
PERTUSSIS (WHOOPIING COUGH)	4	0	2	7	13	1	4	1	5	11	2	2	1	5	10
PLESIOMONAS INFECTION	0	0	0	0	0	0	0	0	0	0	0	0	0	0	0
Q FEVER, unspecified	0	0	0	1	1	1	0	0	1	1	0	0	0	1	1
RHEUMATIC FEVER	0	0	0	0	0	0	0	0	0	0	0	0	0	0	0
ROCKY MOUNTAIN SPOTTED FEVER	0	0	0	0	0	0	0	1	0	1	0	0	0	1	1
RUBELLA	0	0	0	0	0	0	0	0	0	0	0	0	0	0	0
SALMONELLOSIS	22	0	0	0	22	9	0	0	1	10	24	1	0	0	25

### Dodge County Communicable Disease 2015 - 2017

	2015					2016					2017				
	CONFIRMED	PROBABLE	SUSPECT	NOT A CASE	TOTAL	CONFIRMED	PROBABLE	SUSPECT	NOT A CASE	TOTAL	CONFIRMED	PROBABLE	SUSPECT	NOT A CASE	TOTAL
SHIGELLOSIS	6	0	0	0	6	2	0	0	0	2	1	1	0	0	2
STREPTOCOCCAL DISEASE, INVASIVE, GROUP A	0	0	0	1	1	4	0	0	0	4	4	0	0	0	8
STREPTOCOCCAL DISEASE, INVASIVE, GROUP B	5	0	0	6	11	2	1	0	11	14	1	1	0	9	11
STREPTOCOCCAL INFECTION, OTHER INVASIVE	1	0	0	0	1	0	0	0	1	1	0	0	0	1	1
STREPTOCOCCUS PNEUMONIAE, INVASIVE DISEASE	2	0	0	1	3	2	0	0	1	3	3	0	0	2	5
SYPHILIS REACTOR	0	0	0	4	4	0	0	0	9	9	0	0	0	15	15
SYPHILIS, LATE LATENT	0	0	0	0	0	1	0	0	0	1	2	0	0	0	2
SYPHILIS, PRIMARY	1	0	0	0	1	0	0	0	0	0	2	0	0	0	2
SYPHILIS, SECONDARY	1	0	0	0	1	1	0	0	0	1	2	0	0	0	2
TOXOPLASMOSIS	0	0	0	1	1	0	0	0	0	0	0	0	0	2	2
TRANSMISSIBLE SPONGIFORM ENCEPHALOPATHY (TSE)	1	0	0	0	1	0	0	0	0	0	0	0	0	0	0
TUBERCULOSIS	0	0	0	1	1	0	0	0	0	0	0	0	0	0	0
TUBERCULOSIS, CLASS A OR B	0	0	0	0	0	0	0	0	0	0	0	0	0	0	0
TUBERCULOSIS, LATENT INFECTION (LTBI)	0	0	0	0	0	0	0	0	0	0	1	0	0	0	1
TYPHUS FEVER	0	0	1	0	1	0	0	0	0	0	0	0	0	0	0
UNUSUAL DISEASE	0	0	0	0	0	0	0	0	0	0	0	0	0	0	0
VARICELLA (CHICKENPOX)	1	1	1	13	16	2	3	0	6	11	4	2	0	7	13
YELLOW FEVER	0	0	0	0	0	0	0	0	1	1	0	0	0	0	0
<b>TOTALS</b>	<b>319</b>	<b>16</b>	<b>10</b>	<b>78</b>	<b>423</b>	<b>343</b>	<b>39</b>	<b>11</b>	<b>102</b>	<b>495</b>	<b>325</b>	<b>19</b>	<b>16</b>	<b>150</b>	<b>510</b>

# Wisconsin Well Woman Program

## Program Overview

The Wisconsin Well Woman Program (WWWP) is a breast and cervical cancer screening program funded by the Centers for Disease Control (CDC) and the State of Wisconsin. The goal of WWWP is to improve access to preventative health services for low-income, uninsured or under-insured women; to eliminate preventable death and disability from breast and cervical cancer, particularly among medically under-served women.

Starting July 1, 2015, the Juneau County Health Department now coordinates services for ten counties. (Adams, Columbia, Dodge, Grant, Green, Iowa, Juneau, Lafayette, Richland, and Sauk.) The Health Officers from each county are updated on program specifics throughout the year.

2017 WWWP Statistics  
Adams, Columbia, Dodge,  
Grant, Green, Iowa, Juneau,  
Lafayette, Richland, and Sauk  
Counties



## Services Provided

WWWP pays for mammograms, Pap tests, certain other health screenings, and multiple sclerosis testing for women with high-risk signs of multiple sclerosis.

The local coordinator's role is to determine eligibility, enrollments, provide case management, assist with billing and reimbursement, and report local activity to WWWP state office.

Eligibility requirements:

- Wisconsin resident
- Ages 35-64
- Uninsured or under-insured
- At or below 250% of the federal poverty level

## Other Guiding Goals

- **Healthiest Wisconsin 2020 Objective :** By 2020, increase access to high-quality, culturally competent, individualized chronic disease management among disparately affected populations of differing races, ethnicities, sexual identities and orientations, gender identities, and educational or economic status.
- **Healthy People 2020 Objective:** Reduce the number of new cancer cases, as well as the illness, disability, and death caused by cancer.

**2017 Wisconsin Well Woman Outcomes-Jan 1, 2017-Dec 31, 2017  
(Adams, Columbia, Dodge, Grant, Green, Iowa, Juneau,  
Lafayette, Richland, and Sauk)**

Number of Women Screened	<b>156</b>
Enrollments (New & ReEnrollment)	<b>225</b>
Number of women enrolled in WWMA	<b>39</b>
Number of Mammograms	<b>101</b>
Number of Clinical Breast Exams	<b>79</b>
Number of women needing further breast follow-up	<b>43</b>
Number of women diagnosed with breast cancer	<b>9</b>
Number of Pap/Pelvic	<b>41</b>
Number of women needing further cervical follow-up	<b>6</b>
Number of women diagnosed with cervical cancer or a precancerous cervical condition	<b>2</b>

**2017 Local WWWP Participating Health Care  
Systems**

Agnesian Health Care	Aspirus
Aurora Health Care	Crossing Rivers Health
Gundersen Health System	Mercy Health Care
Mile Bluff Medical Center	Monroe Hospital and Clinic
SSM Dean Clinics	Sauk Prairie Health Care
SSM Health St. Clare Hospital	

**WISCONSIN WELL WOMAN PROGRAM (WWWP)  
2017 Dodge County Statistics**

**GOALS:**

- 1) To improve access to preventive health services for low-income, uninsured, or under-insured women.
- 2) To eliminate preventable death and disability from breast and cervical cancer, particularly among medically under-served women.

**SERVICES PROVIDED:**

- 1) Reimbursement for health screening, diagnosis, and assessment for breast and cervical cancer.
- 2) Assuring appropriate tracking and follow-up for women screened through the Wisconsin Well Woman Program (WWWP).
- 3) Developing a provider network in which women can receive Wisconsin Well Woman Program (WWWP) services.
- 4) Provide information, education, and outreach programs intended to address known health risks in the general and certain target populations.
- 5) Case management for WWWP clients which include patient advocacy, identifying resources for financial or other assistance to remove barriers to services, facilitating appropriate referrals, and working with other providers and agencies to resolve pending issues.

**WHO IS SERVED:**

- Wisconsin Women 35-64.
- Household incomes at or below 250% of the federal poverty guidelines.
- No health insurance or insurance doesn't cover routine check-ups and screening or unable to pay high deductibles and co-payments.

**Established Providers for the WWWP Program**

**Agnesian Healthcare**

620 W. Brown St. Waupun (only Hospital in Dodge County able to cover mammography services)  
900 Main St. Brownsville  
703 W. State St. Fox Lake  
360 S. Mountain Dr. Mayville  
608 W. Brown St. Waupun

**Aurora Healthcare**

375 East Ave. Lomira

**SSM Dean**

705 S University Ave., Beaver Dam

**Total Active Caseload in WWWP for the year 2017 was 50**

**Total number of women screened for the year 2017 was 25**

**Enrollments:**

<b>New</b>	<b>12</b>
<b>Re-Enrollments:</b>	<b>23</b>

**Total Wisconsin Well Woman Medicaid Clients: 9**

**Total New Wisconsin Well Woman Medicaid Clients 2017: 4**

### 2017 WWWP Screening Results for Breast Cancer

Total number of mammography screenings-----	16
Total number of clinical breast exams-----	12
Women needing further follow-up-----	8
Total number of breast ultrasound-----	6
Total number of diagnostic mammogram-----	7
Total number of fine needle aspirations, biopsies, or lumpectomies--	2
Total number of surgical consultations-----	2
Total number of breast MRI-----	0
Total number of the women diagnosed with breast cancer-----	2

### 2017 WWWP Screening Results for Cervical Cancer

Total number of pap/pelvic screenings-----	8
Total number of women requiring follow-up-----	3
Total number of colposcopies-----	1
Total number of LEEPS-----	1
Total number of hysterectomies-----	0
Total number of endometrial biopsies-----	1
Of the women who received follow-up, those diagnosed with cervical cancer or precancerous condition-----	1

Number of Gas Cards provided for assistance with transportation to screening or treatment appointments: 22

**Funding:** The U.S. Centers for Disease Control and Prevention (CDC).

The National Breast and Cervical Cancer Early Detection Program (NBCCEDP) provides breast and cervical cancer screening services.

Additional funding by the State of Wisconsin.