

3 **Engage with Law Firms to Prosecute Claims against Certain Opioid Manufacturers**
4

5 TO THE HONORABLE BOARD OF SUPERVISORS OF DODGE COUNTY, WISCONSIN
6 MEMBERS:
7

8 **WHEREAS**, Dodge County (“County”) is concerned with the recent and rapid rise in difficulties
9 facing County citizens, residents, and visitors in relation to problems arising out of the use, abuse and
10 overuse of opioid medications, which according to certain studies, impacts millions of people across the
11 country; and,
12

13 **WHEREAS**, issues and concerns surrounding opioid use, abuse, and overuse by citizens, residents
14 and visitors are not unique to the County and are, in fact, issues and concerns shared by all other counties
15 in Wisconsin and counties across the country, as has been well documented through various reports and
16 publications, and is commonly referred to as the Opioid Epidemic (“Opioid Epidemic”); and,
17

18 **WHEREAS**, the societal costs associated with the Opioid Epidemic are staggering and, according
19 to the Centers for Disease Control and Prevention, amounting to billions of dollars annually; and,
20

21 **WHEREAS**, the National Institute for Health has identified the manufacturers of certain opioid
22 medications as being directly responsible for the rapid rise of the Opioid Epidemic by virtue of their
23 aggressive and, according to some, unlawful and unethical marketing practices; and,
24

25 **WHEREAS**, certain opioid manufacturers have faced civil and criminal liability for their actions
26 that relate directly to the rise of the Opioid Epidemic; and,
27

28 **WHEREAS**, the County has spent significant unexpected and unbudgeted time and financial
29 resources in its programs and services related to the Opioid Epidemic; and,
30

31 **WHEREAS**, the County is responsible for a multitude of programs and services, all of which require
32 the County to expend resources generated through state and federal aid, local property tax levy, fees and
33 other permissible revenue sources; and,
34

35 **WHEREAS**, the County’s provision of programs and services becomes more and more difficult
36 every year because the costs associated with providing the Opioid Epidemic programs and services
37 continue to rise, yet the County’s ability to generate revenue is limited by strict statutory levy limit caps
38 and stagnant or declining state and federal aid to the County; and,
39

40 **WHEREAS**, financial and other resources the County expends in addressing, combatting and
41 otherwise dealing with the Opioid Epidemic are resources that cannot be used for other critical programs
42 and services that the County provides to County citizens, residents and visitors; and,
43

44 **WHEREAS**, the County has been informed that numerous counties and states across the country
45 have filed or intend to file lawsuits against certain opioid manufacturers in an effort to force the persons
46 and entities responsible for the Opioid Epidemic to assume financial responsibility for the costs
47 associated with addressing, combatting and otherwise dealing with the Opioid Epidemic; and,
48

WHEREAS, the County has engaged in discussions with representatives of the law firms of von

1 Briesen & Roper, s.c., Crueger Dickinson LLC, and Simmons Hanly Conroy LLC (the “Law Firms”)
2 related to the potential for the County to pursue certain legal claims against certain opioid manufacturers;
3 and,
4

5 **WHEREAS**, the Law Firms have proposed that the County engage the Law Firms to prosecute the
6 aforementioned claims on a contingent fee basis whereby the Law Firms would not be compensated unless
7 the County receives a financial benefit as a result of the proposed claims, and the Law Firms would
8 advance any and all claim-related costs and expenses associated with the claims; and,
9

10 **WHEREAS**, the Law Firms have assured the County that any and all of the costs and expenses
11 associated with the claims against certain opioid manufacturers would be borne by the Law Firms; and,
12

13 **WHEREAS**, the Law Firms have provided a proposed engagement letter, (“Engagement Letter”)
14 specifying the terms and conditions under which the Law Firms would provide legal services to the County
15 and otherwise consistent with the terms of this Resolution; and,
16

17 **WHEREAS**, the County has been informed that the Wisconsin Counties Association has engaged
18 in extensive discussions with the Law Firms and has expressed a desire to assist the Law Firms, the County
19 and other counties in the prosecution of claims against certain opioid manufacturers; and,
20

21 **WHEREAS**, the County would participate in the prosecution of the claim(s) contemplated in this
22 Resolution by providing information and materials to the Law Firms and, as appropriate and allowed by
23 law, the Wisconsin Counties Association as needed; and,
24

25 **WHEREAS**, the County believes it to be in the best interest of the County, its citizens, residents,
26 visitors and taxpayers to join with other counties in and outside Wisconsin in pursuit of claims against
27 certain opioid manufacturers; and,
28

29 **WHEREAS**, by pursuing the claims against certain opioid manufacturers, the County is attempting
30 to hold those persons and entities that had a significant role in the creation of the Opioid Epidemic
31 responsible for the financial costs assumed by the County;
32

33 **SO, NOW, THEREFORE, BE IT RESOLVED**, that the Dodge County Board of Supervisors
34 authorizes the appropriate county officials to execute an Engagement Letter, provided that such
35 Engagement Letter contains terms and conditions satisfactory to the County, including, but not limited
36 to, a provision that specifies that all costs, expenses, and attorneys’ fees shall be borne by the Law Firms
37 and reimbursed only if the County receives a financial benefit from the prosecution of the proposed
38 claim; and,
39

40 **BE IT FURTHER RESOLVED**, that the County shall endeavor to faithfully perform all
41 actions required of the County in relation to the claims contemplated herein, and hereby directs all the
42 County personnel to reasonably cooperate with and assist the Law Firms in relation thereto; and,
43

44 **BE IT FINALLY RESOLVED**, that the Dodge County Clerk shall forward a copy of this
45 Resolution, together with the signed Engagement Letter, to the Wisconsin Counties Association, 22 E.
46 Mifflin Street, Suite 900, Madison, Wisconsin, 53703.

All of which is respectfully submitted this 14th day of November, 2017.

Dodge County Executive Committee:

Russell Kottke

Dennis Schmidt

Donna Maly

Joseph M. Marsik

MaryAnn Miller

Jeff Berres

David Frohling

Dodge County Judicial and Public Protection Committee:

MaryAnn Miller

Larry Schraufnagel

Thomas Nickel

Dan Hilbert

Larry Bischoff

Dodge County Human Services and Health Board:

Mary J. Bobholz

Kira Sheahan-Malloy

Stephanie Justmann

Lois Augustson

Becky Glewen

Jennifer Keyes

Mark E. Roesch

David Godshall

Jeremy Bartsch

Vote Required: Majority of Members present.

Resolution Summary: A resolution to engage with law firms to prosecute claims against certain opioid manufacturers.



Dodge County, Wisconsin
Finance Department
Intra-Department Fund Transfer Form
Effective Date: January 01, 2016

Doc = BX
Ledger = BA

Date: 10/16/17

Department: Human Services & Health Department

For Finance Department use only
Doc# _____
Batch# _____
GL Date: _____

Description of Adjustment:

The agency will have additional chemistry, lab/medical supplies for the remainder of 2017 that were not originally budgeted for. The lab that the agency use to work with handled these costs and with the removal of the lab on 9/1/17, the agency will now incur these costs.

Increase to Budget

Table with 5 columns: Business Unit Number, Account Object Number, Subsidiary Number, Account Title, Amount. Rows include Chemistry, Lab/Medical Supls (4000), Medical Supplies (4400), and Chemistry, Lab/Medical Supls (8400).

Decrease to Budget

Table with 5 columns: Business Unit Number, Account Object Number, Subsidiary Number, Account Title, Amount. Row includes Crisis Beds (-16800).

Note the increases must balance with the decreases

Department Head Signature _____ Date: _____

County Administrator Signature _____ Date: _____

Committee of Jurisdiction Chairman Signature _____ Date: _____

Finance Committee Chairman Signature _____ Date: _____



Dodge County, Wisconsin
Finance Department
Intra-Department Fund Transfer Form
 Effective Date: January 01, 2016

Doc = BX
Ledger = BA

Date: 10/20/17

Department: Human Services & Health Department

| | |
|---------------------------------|-------|
| For Finance Department use only | |
| Doc# | _____ |
| Batch# | _____ |
| GL Date: | _____ |

Description of Adjustment:

The original amount budgeted for this expense was \$8,800. The actual expense is higher so a transfer needs to be done in order to acc

Increase to Budget

| Business Unit Number | Account Object Number | Subsidiary Number | Account Title | Amount |
|----------------------|-----------------------|-------------------|-------------------------------|--------|
| 4881 | 5249 | | Computer Maint, Lic. & Repair | 1500 |
| | | | | |
| | | | | |
| | | | | |

Decrease to Budget

| Business Unit Number | Account Object Number | Subsidiary Number | Account Title | Amount |
|----------------------|-----------------------|-------------------|---------------|--------|
| 4809 | 5279 | 476 | Crisis Beds | -1500 |
| | | | | |
| | | | | |
| | | | | |

Note the increases must balance with the decreases

Department Head Signature _____ Date: _____

County Administrator Signature _____ Date: _____

Committee of Jurisdiction Chairman
 Signature _____ Date: _____

Finance Committee Chairman
 Signature _____ Date: _____

COMMUNITY SUPPORT SERVICES DIVISION
FROM AUGUST TO SEPTEMBER STATISTICS NARRATIVE
FOR THE NOVEMBER 2017
HUMAN SERVICES & HEALTH BOARD MEETING

AGING AND DISABILITY RESOURCE CENTER
AGING, TRANSPORTATION, AND NUTRITION

KRIS SCHEFFT – SUPERVISOR
Vacant - SUPERVISOR

CALL STATISTICS

- Recorded Contacts were down from 549 in August to 519 in September ↓
- Providing Information and Assistance went down from 352 in August to 334 in September ↓
- Administering Long Term Care Functional Screens went down from 38 in August to 27 in September ↓
- Providing all other services remained steady at 179 →
- Referring for all other services remained at 0 →

DINING MEAL DONATIONS

- Congregate donations went down from \$25.27 in August to \$23.03 in September ↓
- Home delivered donations went down from \$34.85 in August to \$33.30 in September ↓

DINING MEAL PARTICIPANTS

- Congregate participants went down from 85 in August to 83 in September ↓
- Home delivered participants went up from 92 in August to 94 in September ↑

VOLUNTEER DRIVER STATISTICS

- Total trip miles went down from 14,164 in August to 12,812 in September ↓
- Total hours of service went down from 684 in August to 483 in September ↓
- Total cash donations received went down from \$3,614.14 in August to \$2,658.68 in September ↓

ADULT PROTECTIVE SERVICES / LONG TERM SUPPORT

PAULA BECKER – SUPERVISOR

CASELOAD/WORKLOAD STATISTICS

- Total caseload went up from 278 to 279 ↑
- Referrals went down from 41 to 33 ↓
- Court hearings remained steady at 7 →
- Annual Protective Placement reviews went up from 20 to 25 ↑
- Supportive Home Care reviews went up from 14 to 31 ↑
- Total Supportive Home Care cases remained steady at 127 →
- Total Home and Financial Manager cases remained steady at 24 →

CASELOAD/WORKLOAD STATISTICS

- FoodShare caseloads decreased from 3535 to 3474 ↓
- Medicaid Total caseload increased from 2172 to 2205 ↑
- BadgerCare Total caseload increased from 4710 to 4723 ↑
- Total gross recipients increased from 13,072 to 13,097 ↑
(This is the number of county residents receiving assistance which includes those handled by other counties in the consortia)

- Total net recipients – Due to changes in available state reports we can no longer provide this number.
- Total cases increased from 7295 to 7307 ↑
- FoodShare expenditures decreased from \$737,196 to \$713,042 ↓
- Child Care expenditures decreased from \$155,820 to \$105,284 ↓

CASELOAD/WORKLOAD STATISTICS

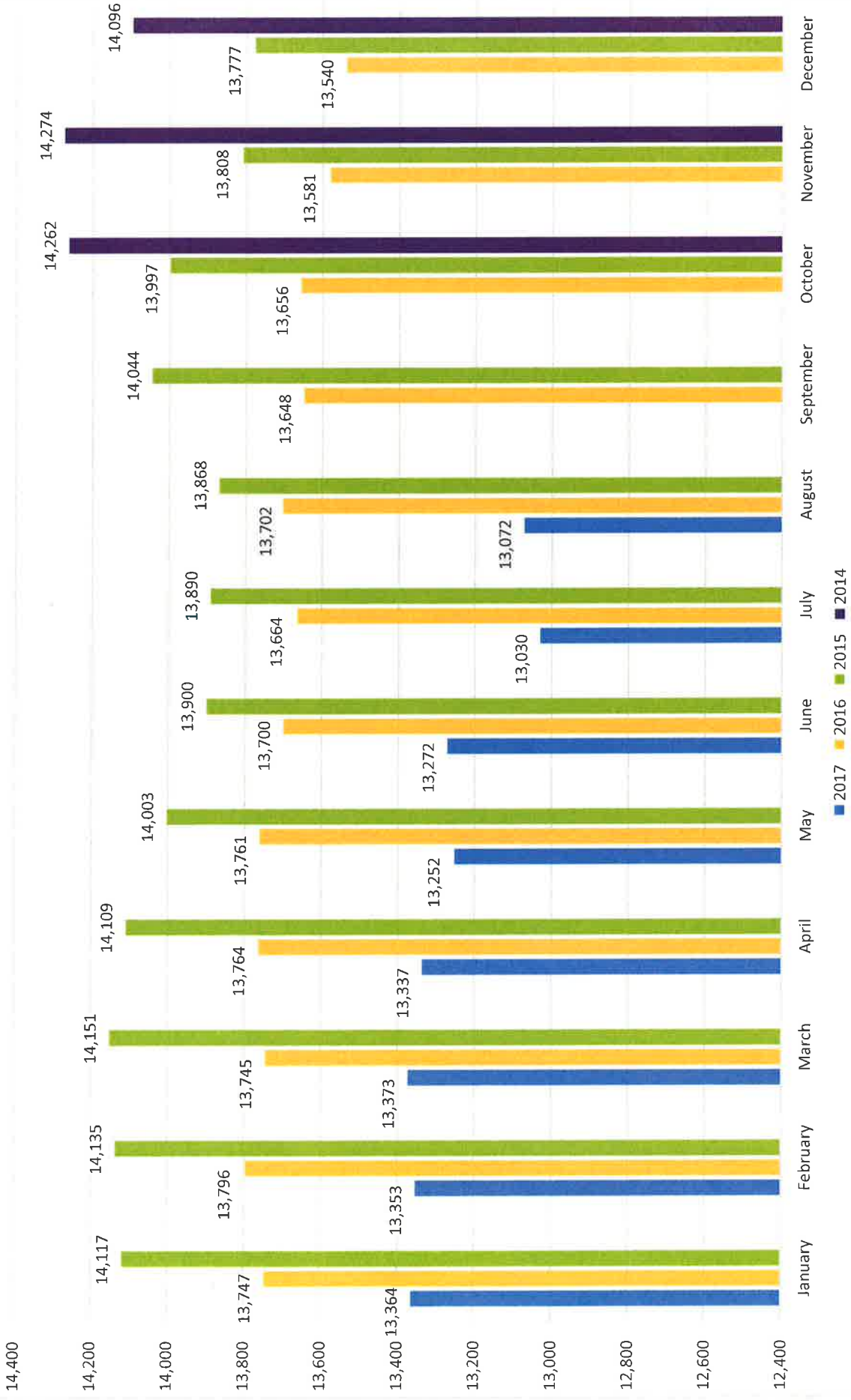
- Programs for Children went down from 68 in August to 67 in September ↓
- Programs for Children and Families remained steady at 1083 →
- Programs for Women remained steady at 23 →
- Programs for ALL Residents went down from 122 in August to 118 in September ↓

DINING CENTER COMMENTS

September 2017

| | | | |
|-----------|----|------------|----------------------------------------------------------------------------------|
| September | 5 | Bay Shore | Many good remarks that the Cranberry/Kraut Meatballs were good! |
| | 5 | Watertown | The Cranberry/Kraut Meatballs were very dry and burned to the bottom of the pan. |
| | 7 | Mayville | The Winter Blend Vegetables were soft and runny. |
| | 8 | Beaver Dam | The Fruited Chicken salad is a favorite! |
| | 11 | Bay Shore | Everybody enjoyed the tender Pot Roast! |
| | 14 | Bay Shore | All congregates love liver and onions! |
| | 14 | Beaver Dam | The Liver and Onions was very good! |
| | 14 | Randolph | The Liver and Onions is always enjoyed! |
| | 15 | Fox Lake | The Mashed Potatoes were scorched. |
| | 15 | Randolph | The Mashed Potatoes were very brown. |
| | 20 | Watertown | The Baked Spaghetti was very good! |
| | 21 | Beaver Dam | The Burg/Mushroom Chopped Steak meal was very good. The corn tasted so fresh! |
| | 21 | Randolph | The Mashed Potatoes were very brown. |
| | 25 | Bay Shore | The Swiss Steak was nice and tender! |
| | 25 | Horicon | The Carrot Spice Cake was nice! |
| | 28 | Bay Shore | The Crispy Fish Fillet was very filling! |
| | 28 | Horicon | The broccoli was mushy. |
| | 28 | Randolph | The Fish Fillet was really good! |

Gross Recipients in Economic Support Programs



P67 FNS 2017 ME Results

Finding F-CC-8703: The State agency does not have policy in place to ensure that local agencies share appropriate information with WIC local agencies in the state and with other local agencies in other State agencies.

The SA does have a confidentiality policy for the LA to follow. Both clinics we visited, Dodge County Human Services and Health Department and Fond du Lac County Health Department, had confidentiality issues in the area where certification took place. Individuals had certification conversations in areas where someone else could overhear. In Fond du Lac County Health Department, individuals were interviewed at a counter. Sometimes there were two participants at the counter at the same time. This issue was a finding in the most recent SA review. Although the LA responded to the required corrective action plan and the state approved their plan, the corrective action had not been implemented. In Dodge County Human Services and Health Department, participants are interviewed at a desk, however; the counter was only a few feet away and individuals at the counter and sitting near the counter could overhear the conversations. FNS discussed these situations during our visit at the local agencies.

Required Corrective Action: The State agency policy must adequately address local agency sharing of information with other WIC State agencies as required.

Although the state policy addresses sharing with other WIC State and local agencies, it does not address confidentiality as it is described in this finding. The SA must amend their confidentiality policy to address confidentiality practices in close settings. In addition, the SA must assess a finding with both clinics and require acceptable corrective action to bring the issue into compliance. Submit the approved correction plans from Fond du Lac Health Department and Dodge County Health and Human Services Department.

Finding Status: Cited
(The State Agency must submit a CAP to address the finding.)

Finding F-CR-409: The required nondiscrimination statement and Civil Rights complaint procedure is not included on all outreach materials and application/certification materials.

The nondiscrimination statement was missing from the Dodge County Human Services and Health Department's half-page WIC application mailer provided to community partners.

Required Corrective Action: The State agency must include the nondiscrimination statement and Civil Rights complaint procedure on all outreach materials (other than nutrition education materials) such as leaflets, brochures, bulletins, news media PSAs, WebPages, etc., as well as, on all application/certification materials. Please provide a plan of action and a timeline for completion.

Please ensure the Dodge County Human Services and Health Department includes the nondiscrimination statement on all outreach and/or application materials provided to the general public and community partners. Submit a copy of the revised application mailer or other documentation showing how this has been addressed.

Finding Status: Cited
(The State Agency must submit a CAP to address the finding.)

P67 FNS 2017 ME Results

Finding ADHOC-F-1763: Dodge county uses a combined hemoglobin and lead test consent form. Applicants are not fully informed that the lead test is optional and not a condition of eligibility.

Required Corrective Action: Provide technical assistance to local agencies that provide hemoglobin and lead tests on applicants. Instruct those agencies to inform the applicants the lead test is optional and not a condition of eligibility. Submit copies of technical assistance correspondence to FNS. Include in your submission how you plan to monitor this issue in the future.

Finding Status: Cited
(The State Agency must submit a CAP to address the finding.)

Observation ADHOC-O-2180: At the Dodge County Human Services and Health Department, applicants who were missing documentation and were given a shortened 30-day certification were not advised they could provide the missing documents via mail, email, fax, or in person. At the Fond du Lac County Health Department, an applicant's mother came in with missing documentation along with the applicant's EBT card and appeared to be pressured because she was not listed on the WIC record. The mother was trying to submit the documentation to complete her adult daughter's certification and was not asking for anything else.

Suggestion: FNS recommends providing TA to the LAs regarding different methods missing documentation may be submitted in order to complete the certification process. Please submit a copy of this correspondence to FNS.

Observation ADHOC-O-2156: Caseload continues to decrease for most LAs, including Dodge County Human Services and Health Department. Since WIC Program funding is directly tied to caseload, the LA has seen gradual funding decreases throughout the last several years. Operational costs have remained consistent, while funding has decreased, which has created a potential funding shortfall situation.

Suggestion: In order to keep WIC costs contained within funding amounts, FNS recommends that Dodge County Human Services and Health Department reduce the number of cell phones used by WIC staff, and scrutinize staffing levels and adjust staffing appropriately to its lower caseload. The vast majority of WIC funding is absorbed by staffing costs; with the significant decreases the agency is experiencing, it is essential that staffing be adjusted.

Observation ADHOC-O-2154: The Dodge County Human Services and Health Department clinic had a noticeable lack of breastfeeding promotional posters in the clinic waiting room. Also, breastfeeding referral resources were not available in the clinic waiting room.

Suggestion: FNS recommends adding posters or other material in the clinic waiting room that shows positive images of breastfeeding. Breastfeeding referral resources are available in the WIC Director's office but should also be made openly available for participants in the clinic waiting room.

Management Evaluation Definitions

Clinic: A facility where applicants are certified.

Corrective Action: Actions proposed or taken by an operating organization (State agency or local agency) to change or improve operational effectiveness.

Finding: Identification of non-compliance with program regulations, policies and procedures (associated with a required corrective action).

Food Instrument: A voucher, check, electronic benefits transfer (EBT) card, coupon or other document which is used by a participant to obtain supplemental foods.

Functional Areas: Program activities performed by the State agency which are examined and measured in an ME.

Local Agency: A public or private, nonprofit health or human service agency which provides health services, either directly or through contract, in accordance with WIC Program Regulations Section 246.5.

Management Evaluation: Formal assessment of State agency and /or local agency program operations through on-site and desk review activities.

Noteworthy Initiatives: Projects and practices worthy of recognition and sharing with other State agencies for replication.

Observation: Identification of a weakness involving management practices or unregulated activity (associated with a suggestion).

On-Site: FNS activity performed at a State agency's central office, local agency, or program operating site/location; i.e., activity not performed in FNS offices.

Recommendation: Statement of actions that address observations made in the management evaluation. These actions may or may not be required (associated with an observation).

Required Corrective Action: Statement of actions that must be taken to correct non-compliance with regulations, and with established policies and procedures. These actions may be prescribed or the State agency may be required to determine the actions to be taken (associated with a finding).

State agency: An agency contracted to provide Federal food program administration within its jurisdiction.

Technical Assistance: Guidance and support to State agencies to achieve regulatory compliance and program improvement.

2017 Children's Monthly Out-of-Home Placement Costs (# of children / \$\$\$)

| | Group Homes | Institutions | Foster Care | FH Respite | Kinship Care | Monthly Total | | | | | | |
|---------------------|-------------|-------------------|-------------|---------------------|--------------|-------------------|------------|-----------------|-------------|-------------------|-------------|---------------------|
| January | 4 | 13,445.06 | 14 | 165,241.47 | 41 | 50,719.44 | 0 | 0.00 | 45 | 10,226.70 | 104 | 239,632.67 |
| February | 4 | 17,442.24 | 14 | 140,624.88 | 40 | 47,054.33 | 0 | 0.00 | 44 | 9,727.43 | 102 | 214,848.88 |
| March | 6 | 26,890.12 | 13 | 137,296.63 | 45 | 50,752.00 | 0 | 0.00 | 43 | 10,034.80 | 107 | 224,973.55 |
| April | 7 | 28,729.42 | 12 | 127,762.04 | 40 | 46,553.20 | 0 | 0.00 | 40 | 9,164.00 | 99 | 212,208.66 |
| May | 4 | 22,529.56 | 11 | 118,309.41 | 37 | 49,214.69 | 0 | 0.00 | 40 | 8,872.00 | 92 | 198,925.66 |
| June | 7 | 27,542.75 | 10 | 101,698.52 | 37 | 45,534.82 | 0 | 0.00 | 41 | 9,713.07 | 95 | 184,489.16 |
| July | 9 | 43,783.00 | 9 | 93,704.04 | 38 | 48,424.09 | 0 | 0.00 | 40 | 8,939.49 | 96 | 194,850.62 |
| August | 9 | 50,357.20 | 8 | 81,747.14 | 40 | 45,932.07 | 0 | 0.00 | 39 | 8,932.00 | 96 | 186,968.41 |
| September | 10 | 45,460.37 | 6 | 55,322.88 | 43 | 50,318.05 | 0 | 0.00 | 39 | 8,611.07 | 98 | 159,712.37 |
| October | | | | | | | | | | | | |
| November | | | | | | | | | | | | |
| December | | | | | | | | | | | | |
| Total 2017 | 60 | 276,179.72 | 97 | 1,021,707.01 | 361 | 434,502.69 | 0 | 0.00 | 371 | 84,220.56 | 889 | 1,816,609.98 |
| Average 2017 | 6.7 | 30,686.63 | 10.8 | 113,523.00 | 40.1 | 48,278.08 | 0 | 0.00 | 41.2 | 9,357.84 | 98.8 | 201,845.55 |
| Total 2016 | 63 | 263,596.23 | 140 | 1,451,042.38 | 548 | 753,713.32 | 3 | 2,370.00 | 489 | 113,472.65 | 1254 | 2,584,194.58 |
| Average 2016 | 5 | 21,966.35 | 12 | 120,920.20 | 46 | 62,809.44 | 0.2 | 197.50 | 41 | 9,456.05 | 104 | 215,349.55 |

^ = This number includes approx. \$40,000 in costs not previously billed for one child

Number of placements are duplicated month-to-month.

* Total revenues are primarily a combination of collections from Child Support owed and Social Security benefits, as well as Youth Aids funding.

CLINICAL AND FAMILY SERVICES DIVISION
SEPTEMBER STATISTICS NARRATIVE
FOR THE NOVEMBER 2017
HUMAN SERVICES & HEALTH BOARD MEETING

CHILD PROTECTIVE SERVICES UNITS

MARK BEBEL – INTAKE SUPERVISOR
LISA GRYCOWSKI – ONGOING SUPERVISOR

ACCESS REPORTS

- Total number of CPS Access and Services reports increased by 1 (from 69 to 70) ↑

ONGOING CASELOAD DATA

- Number of families being served stayed the same at 92 →
- Number of children being served increased by 7 (from 206 to 213) ↑
- Number of children in out-of-home care decreased by 8 (from 78 to 70) ↓
- Termination of Parental Rights (TPR) and guardianship cases in progress decreased by 2 (from 5 to 3) ↓

CHILD AND ADOLESCENT SERVICES UNIT

AMY BOOHER – SUPERVISOR

JUVENILE JUSTICE CASELOAD STATISTICS

- Total caseload increased by 2 (from 141 to 143) ↑

BIRTH TO THREE PROGRAM DATA

- Number of referrals increased by 7 (from 14 to 21) ↑
- Number of admissions increased by 2 (from 6 to 8) ↑
- Number of discharges increased by 5 (from 6 to 11) ↑
- Total number of children served decreased by 1 (from 125 to 124) ↓

CHILDRENS LONG TERM SUPPORT WAIVER (CLTS) and COMMUNITY OPTIONS PROGRAM (CCOP) DATA

- Total number of children served increased by 1 (from 86 to 87) ↑
- Total number of new referrals this month is 4; total for the calendar year is 23
- Number of families dually enrolled in both CLTS and CCS stayed the same at 6 →
- Wait list for CLTS and Family Support programs stayed the same at 67 →

CLINICAL SERVICES UNIT

SARA GASKA – CLINICAL SUPERVISOR
KIM KUNZ – COMMUNITY PROGRAMS SUPERVISOR

OUTPATIENT MENTAL HEALTH SERVICES DATA

- Admissions decreased by 36 (from 63 to 27) ↓
- Discharges increased by 3 (from 37 to 40) ↑
- End of month total client census increased by 25 (from 1050 to 1075) ↑
- End of month psychiatry census (for all programs) increased by 8 (from 769 to 777) ↑
- End of month therapy census increased by 15 (from 389 to 405) ↑
- Average caseload size for MH therapists increased by 3 (from 78 to 81) ↑

- # of clients on waitlist for adult psychiatric evaluation is 0, next available appt. is 1/3/18 (as of 10/16/17)
- # of clients on waitlist for child/adolescent psychiatric evaluation is 0, next available appt. is 12/12/17 (as of 10/16/17).
- Next available intake date for MH (non-emergency) is 11/14/17 (as of 10/16/17)

OUTPATIENT SUBSTANCE ABUSE SERVICES DATA

- Admissions decreased by 10 (from 32 to 22) ↓
- Discharges decreased by 9 (from 20 to 11) ↓
- End of month total client census increased by 20 (from 262 to 282) ↑
- Average caseload size for SA counselors increased by 4 (from 52 to 56) ↑
- Number of Intoxicated Driver Assessments decreased by 2 (from 29 to 27) ↓
- Next available intake date for AODA (non-emergency) is 11/20/17 (as of 10/16/17)

CRISIS RESPONSE SERVICES DATA

- Total hospitalization days decreased by 38 (from 82 to 34) ↓
- Of this total, number of county-funded days decreased by 33 (from 50 to 17) ↓
- Number of Emergency Detentions (EDs) decreased by 5 (from 11 to 6) ↓
- Number of crisis diversions increased by 9 (from 87 to 96) ↑
- Number of protective custody cases decreased by 4 (from 7 to 3) ↓
- Number of voluntary admissions increased by 4 (from 5 to 9) ↑

COMMUNITY PROGRAMS DATA

- Community Support Program (CSP) end of month census stayed the same at 42 →
- Comprehensive Community Services (CCS) end of month census increased by 7 (from 121 to 128) ↑
- Targeted Case Management (TCM) enrollment increased by 1 (from 37 to 38) ↑






Dodge County
Data Report for September 1, 2017 to September 30, 2017

Total Calls—104
Total Minors: 23
Total Adults: 78
Total Age Unknown: 3
Mobile Sent—8
AODA related contacts—22

of Callers September 1 - September 30, 2017

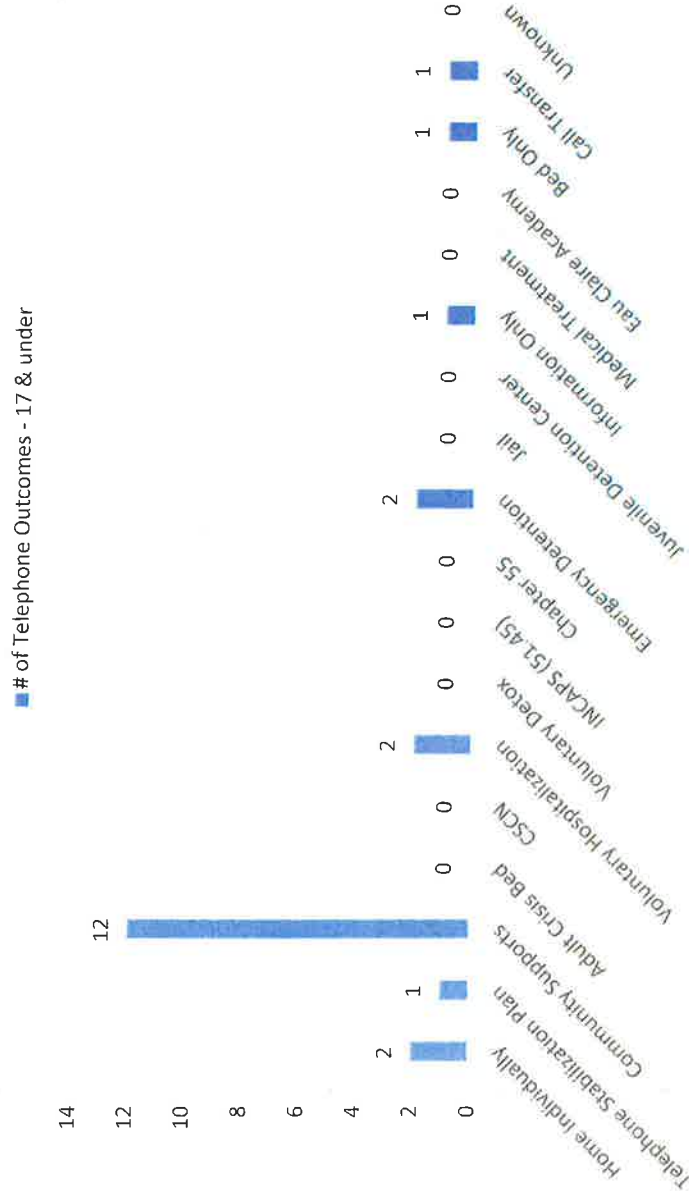


| Caller | Total | Percent |
|------------------|------------|-------------|
| Family / Friends | 12 | 11.54% |
| Consumer | 14 | 13.46% |
| Medical Hospital | 15 | 14.42% |
| Law Enforcement | 43 | 41.35% |
| Jail | 7 | 6.73% |
| Provider | 4 | 3.85% |
| School | 0 | 0.00% |
| Other | 9 | 8.65% |
| Totals | 104 | 100% |

Stabilization Calls (incoming and outgoing): 7

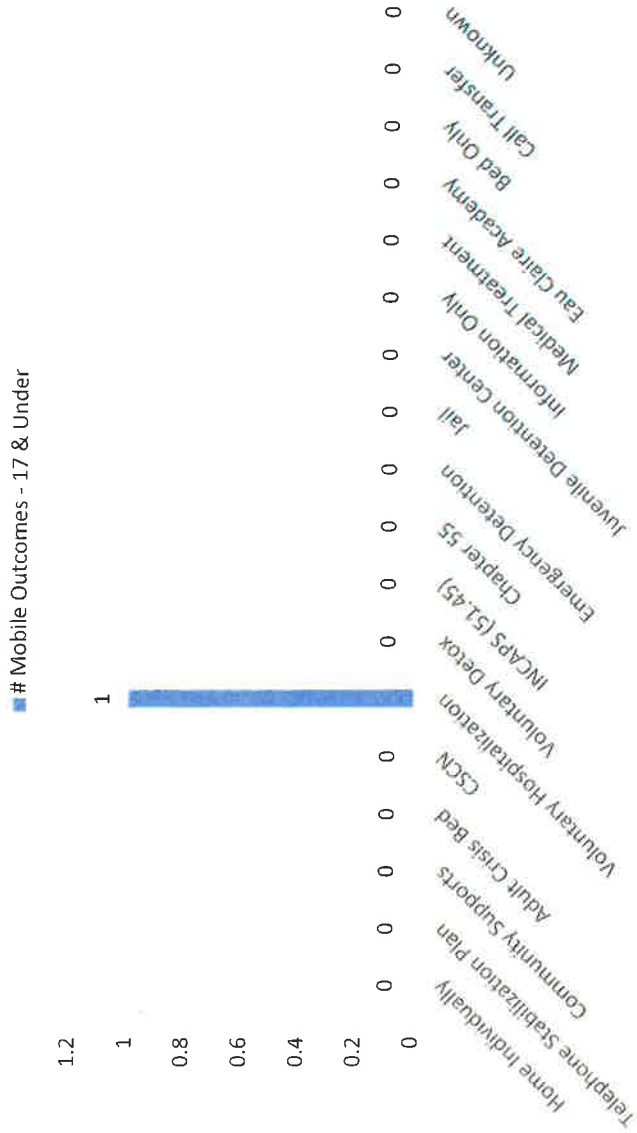
Note-Stabilization calls are created through a response plan following an initial contact resulting in a diversion with community supports.

**# of Telephone Outcomes - Minors (17 & under)
September 1 - September 30, 2017**



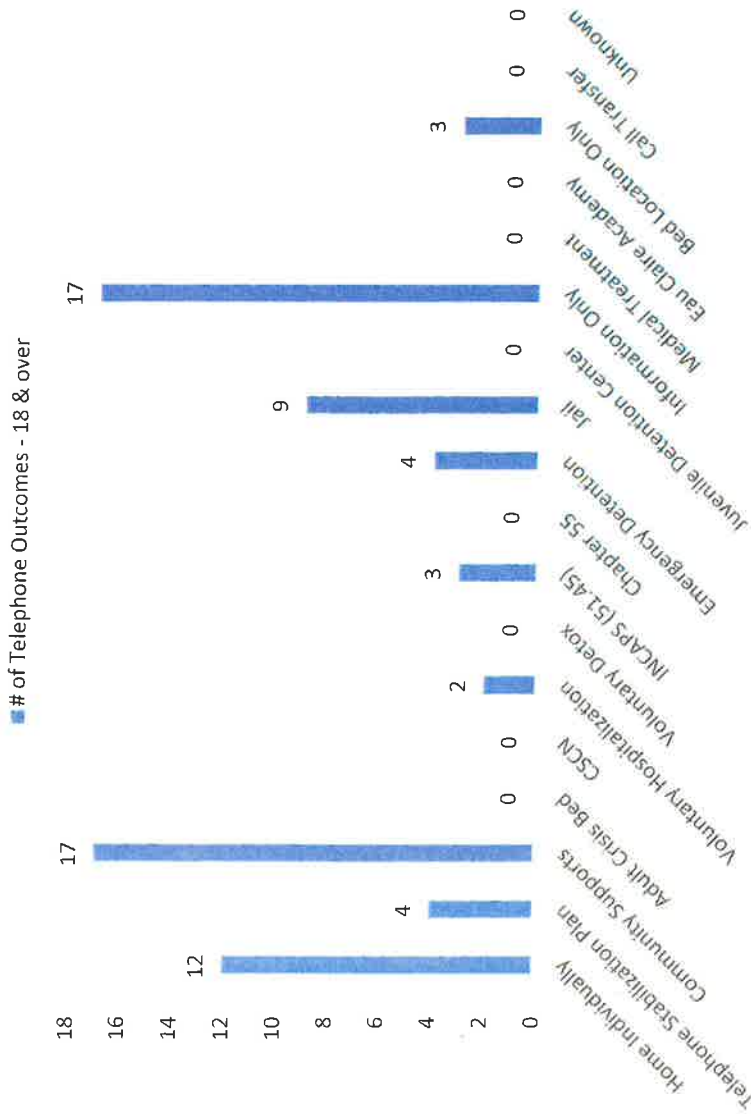
| Telephone Outcome | Total | Percent |
|------------------------------|-----------|-------------|
| Home Individually | 2 | 9.09% |
| Telephone Stabilization Plan | 1 | 4.55% |
| Community Supports | 12 | 54.55% |
| Adult Crisis Bed | 0 | 0.00% |
| CSCN | 0 | 0.00% |
| Voluntary Hospitalization | 2 | 9.09% |
| Voluntary Detox | 0 | 0.00% |
| INCAPS (51.45) | 0 | 0.00% |
| Chapter 55 | 0 | 0.00% |
| Emergency Detention | 2 | 9.09% |
| Jail | 0 | 0.00% |
| Juvenile Detention Center | 0 | 0.00% |
| Information Only | 1 | 4.55% |
| Medical Treatment | 0 | 0.00% |
| Eau Claire Academy | 0 | 0.00% |
| Bed Location Only | 1 | 4.55% |
| Call Transfer | 1 | 4.55% |
| Unknown | 0 | 0.00% |
| Totals | 22 | 100% |

Mobile Outcomes - Minors (17 & Under) September 1 - September 30, 2017



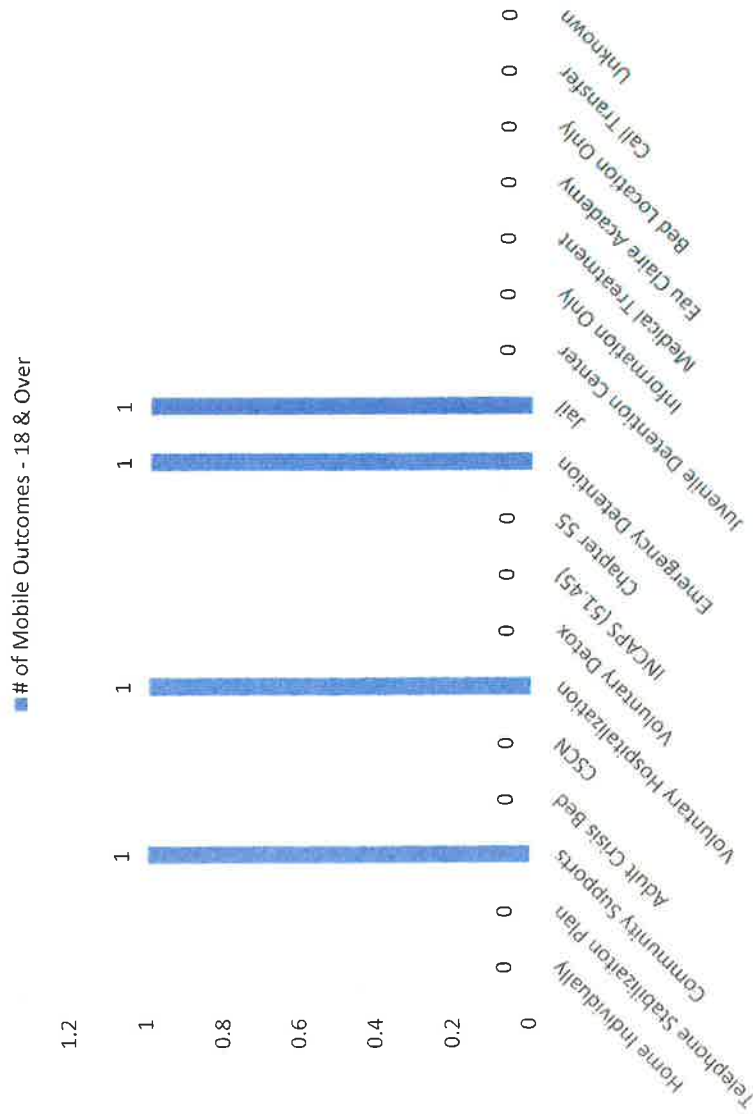
| Mobile Outcome | Total | Percent |
|------------------------------|----------|-------------|
| Home Individually | 0 | 0.00% |
| Telephone Stabilization Plan | 0 | 0.00% |
| Community Supports | 0 | 0.00% |
| Adult Crisis Bed | 0 | 0.00% |
| CSCN | 0 | 0.00% |
| Voluntary Hospitalization | 1 | 100.00% |
| Voluntary Detox | 0 | 0.00% |
| INCAPS (51.45) | 0 | 0.00% |
| Chapter 55 | 0 | 0.00% |
| Emergency Detention | 0 | 0.00% |
| Jail | 0 | 0.00% |
| Juvenile Detention Center | 0 | 0.00% |
| Information Only | 0 | 0.00% |
| Medical Treatment | 0 | 0.00% |
| Eau Claire Academy | 0 | 0.00% |
| Bed Location Only | 0 | 0.00% |
| Call Transfer | 0 | 0.00% |
| Unknown | 0 | 0.00% |
| Totals | 1 | 100% |

of Telephone Outcomes - 18 & over September 1 - September 30, 2017



| Telephone Outcome | Total | Percent |
|------------------------------|-----------|-------------|
| Home Individually | 12 | 16.90% |
| Telephone Stabilization Plan | 4 | 5.63% |
| Community Supports | 17 | 23.94% |
| Adult Crisis Bed | 0 | 0.00% |
| CSCN | 0 | 0.00% |
| Voluntary Hospitalization | 2 | 2.82% |
| Voluntary Detox | 0 | 0.00% |
| INCAPS (51.45) | 3 | 4.23% |
| Chapter 55 | 0 | 0.00% |
| Emergency Detention | 4 | 5.63% |
| Jail | 9 | 12.68% |
| Juvenile Detention Center | 0 | 0.00% |
| Information Only | 17 | 23.94% |
| Medical Treatment | 0 | 0.00% |
| Eau Claire Academy | 0 | 0.00% |
| Bed Location Only | 3 | 4.23% |
| Call Transfer | 0 | 0.00% |
| Unknown | 0 | 0.00% |
| Totals | 71 | 100% |

of Mobile Outcomes - 18 & Over September 1 - September 30, 2017



| Mobile Outcome | Total | Percent |
|------------------------------|----------|-------------|
| Home Individually | 0 | 0.00% |
| Telephone Stabilization Plan | 0 | 0.00% |
| Community Supports | 1 | 25.00% |
| Adult Crisis Bed | 0 | 0.00% |
| CSCN | 0 | 0.00% |
| Voluntary Hospitalization | 1 | 25.00% |
| Voluntary Detox | 0 | 0.00% |
| INCAPS (51.45) | 0 | 0.00% |
| Chapter 55 | 0 | 0.00% |
| Emergency Detention | 1 | 25.00% |
| Jail | 1 | 25.00% |
| Juvenile Detention Center | 0 | 0.00% |
| Information Only | 0 | 0.00% |
| Medical Treatment | 0 | 0.00% |
| Eau Claire Academy | 0 | 0.00% |
| Bed Location Only | 0 | 0.00% |
| Call Transfer | 0 | 0.00% |
| Unknown | 0 | 0.00% |
| Totals | 4 | 100% |

Telephone Outcomes - Age Unknown September 1 - September 30, 2017

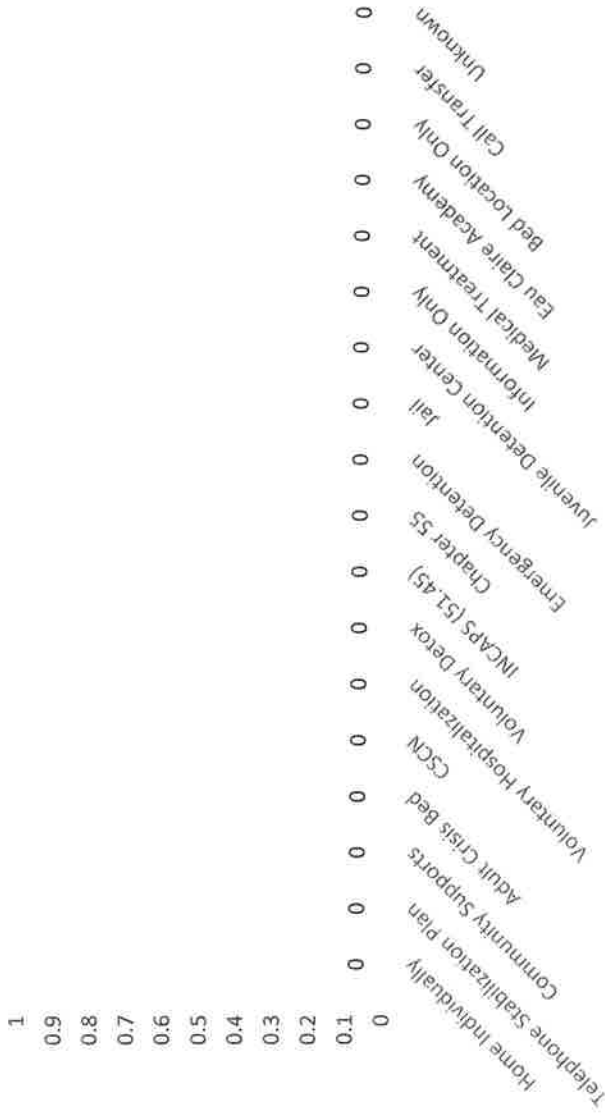
■ # Telephone Outcomes - Age Unknown



| Telephone Outcome | Total | Percent |
|------------------------------|----------|-------------|
| Home Individually | 1 | 33.33% |
| Telephone Stabilization Plan | 0 | 0.00% |
| Community Supports | 0 | 0.00% |
| Adult Crisis Bed | 0 | 0.00% |
| CSCN | 0 | 0.00% |
| Voluntary Hospitalization | 0 | 0.00% |
| Voluntary Detox | 0 | 0.00% |
| INCAPS (51.45) | 0 | 0.00% |
| Chapter 55 | 0 | 0.00% |
| Emergency Detention | 0 | 0.00% |
| Jail | 0 | 0.00% |
| Juvenile Detention Center | 0 | 0.00% |
| Information Only | 2 | 66.67% |
| Medical Treatment | 0 | 0.00% |
| Eau Claire Academy | 0 | 0.00% |
| Bed Location Only | 0 | 0.00% |
| Call Transfer | 0 | 0.00% |
| Unknown | 0 | 0.00% |
| Totals | 3 | 100% |

of Mobile Outcome - Age Unknown September 1 - September 30, 2017

■ # of Mobile Outcome - Age Unknown



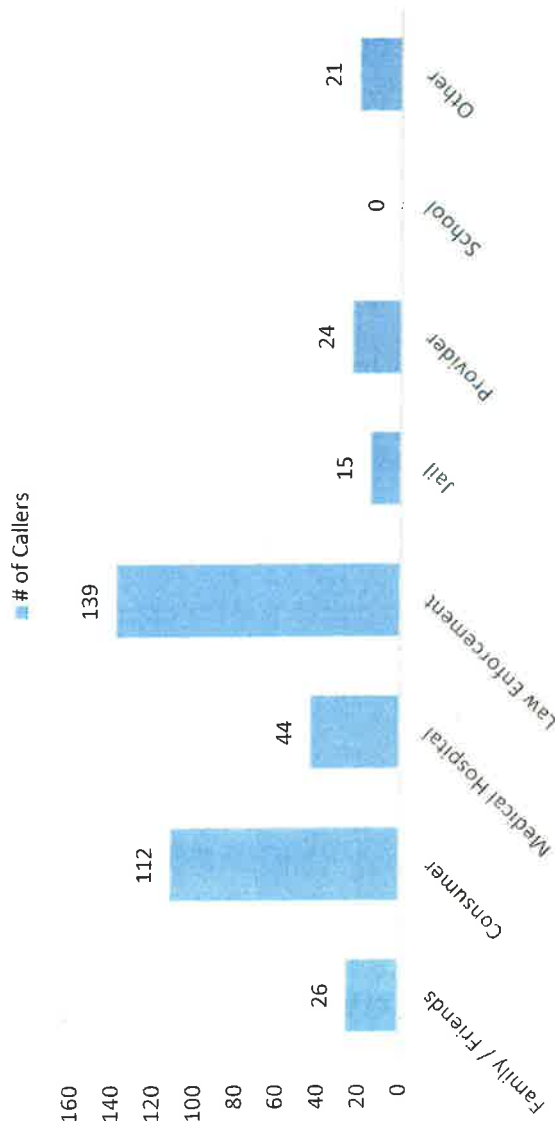
| Mobile Outcome | Total | Percent |
|------------------------------|----------|--------------|
| Home Individually | 0 | !Zero Divide |
| Telephone Stabilization Plan | 0 | !Zero Divide |
| Community Supports | 0 | !Zero Divide |
| Adult Crisis Bed | 0 | !Zero Divide |
| CSCN | 0 | !Zero Divide |
| Voluntary Hospitalization | 0 | !Zero Divide |
| Voluntary Detox | 0 | !Zero Divide |
| INCAPS (51.45) | 0 | !Zero Divide |
| Chapter 55 | 0 | !Zero Divide |
| Emergency Detention | 0 | !Zero Divide |
| Jail | 0 | !Zero Divide |
| Juvenile Detention Center | 0 | !Zero Divide |
| Information Only | 0 | !Zero Divide |
| Medical Treatment | 0 | !Zero Divide |
| Eau Claire Academy | 0 | !Zero Divide |
| Bed Location Only | 0 | !Zero Divide |
| Call Transfer | 0 | !Zero Divide |
| Unknown | 0 | !Zero Divide |
| Totals | 0 | 0% |



Dodge County
Data Report for July 1, 2017 to September 30, 2017

Total Calls— 381
Total Minors: 62
Total Adults: 314
Total Age Unknown: 5
Mobile Sent— 15
AODA related contacts— 78

of Callers July 1 - September 30, 2017

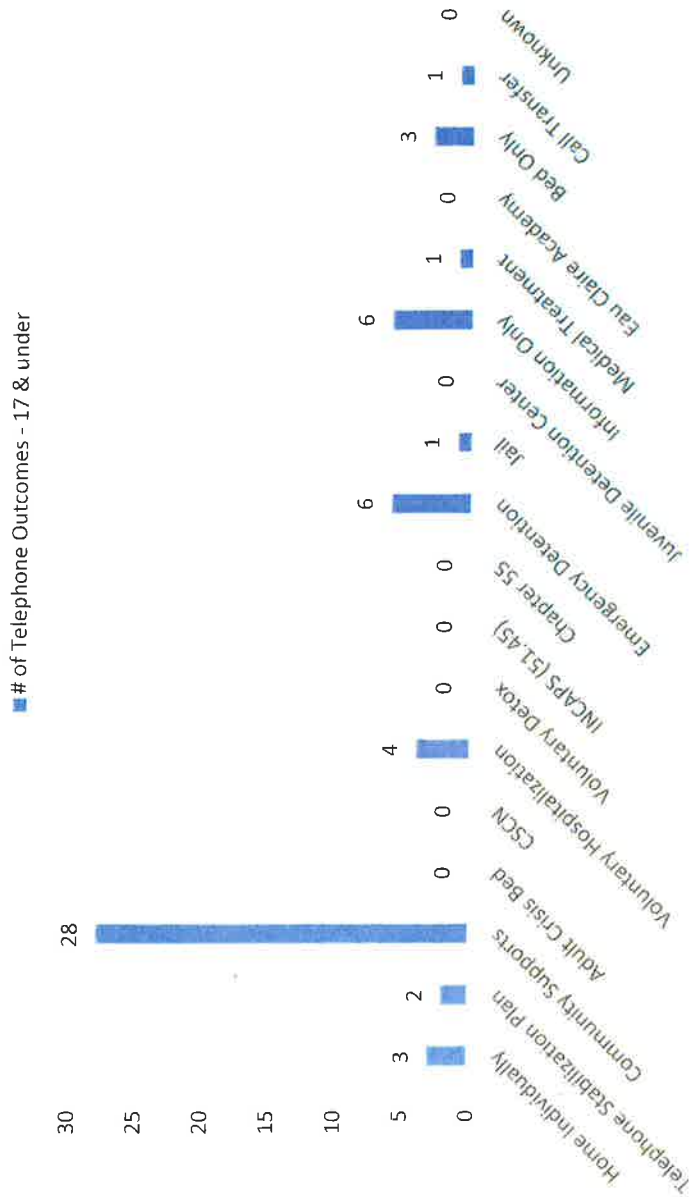


| Caller | Total | Percent |
|------------------|------------|-------------|
| Family / Friends | 26 | 6.82% |
| Consumer | 112 | 29.40% |
| Medical Hospital | 44 | 11.55% |
| Law Enforcement | 139 | 36.48% |
| Jail | 15 | 3.94% |
| Provider | 24 | 6.30% |
| School | 0 | 0.00% |
| Other | 21 | 5.51% |
| Totals | 381 | 100% |

Stabilization Calls (incoming and outgoing): 21

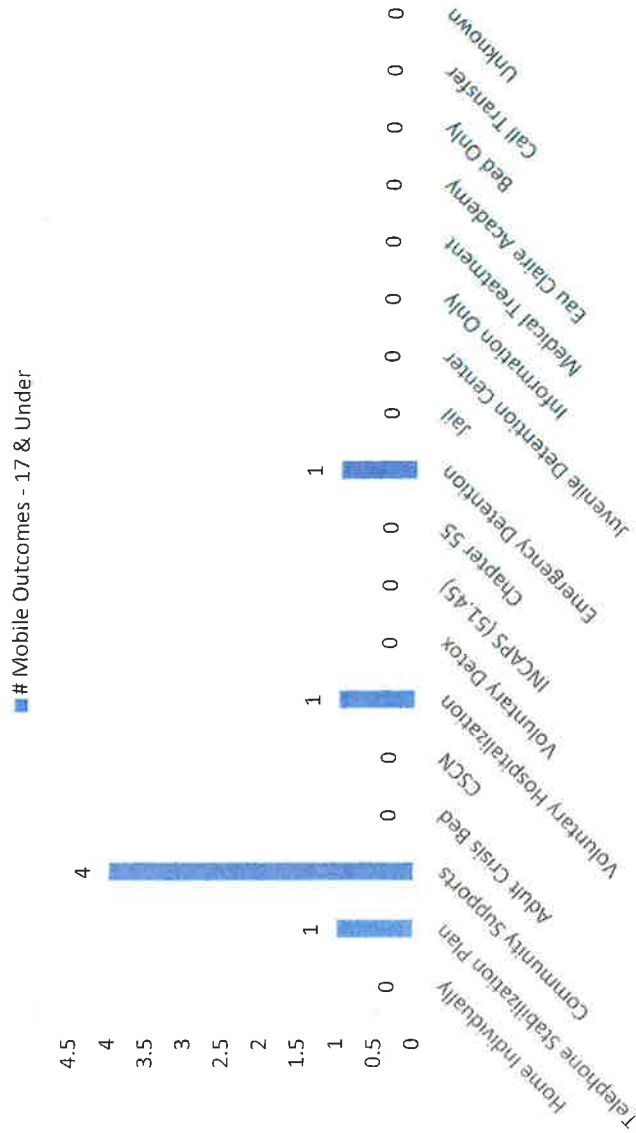
Note-Stabilization calls are created through a response plan following an initial contact resulting in a diversion with community supports.

of Telephone Outcomes - Minors (17 & under)
July 1 - September 30, 2017



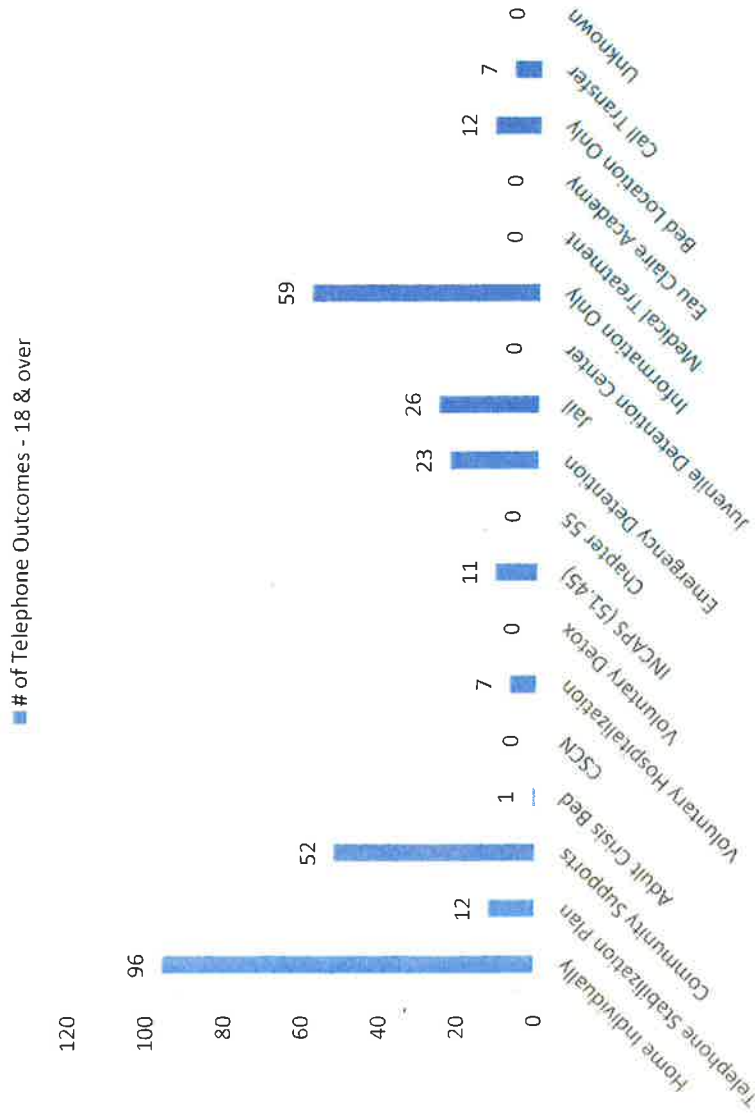
| Telephone Outcome | Total | Percent |
|------------------------------|-----------|-------------|
| Home Individually | 3 | 5.45% |
| Telephone Stabilization Plan | 2 | 3.64% |
| Community Supports | 28 | 50.91% |
| Adult Crisis Bed | 0 | 0.00% |
| CSCN | 0 | 0.00% |
| Voluntary Hospitalization | 4 | 7.27% |
| Voluntary Detox | 0 | 0.00% |
| INCAPS (51.45) | 0 | 0.00% |
| Chapter 55 | 0 | 0.00% |
| Emergency Detention | 6 | 10.91% |
| Jail | 1 | 1.82% |
| Juvenile Detention Center | 0 | 0.00% |
| Information Only | 6 | 10.91% |
| Medical Treatment | 1 | 1.82% |
| Eau Claire Academy | 0 | 0.00% |
| Bed Location Only | 3 | 5.45% |
| Call Transfer | 1 | 1.82% |
| Unknown | 0 | 0.00% |
| Totals | 55 | 100% |

Mobile Outcomes - Minors (17 & Under) July 1 - September 30, 2017



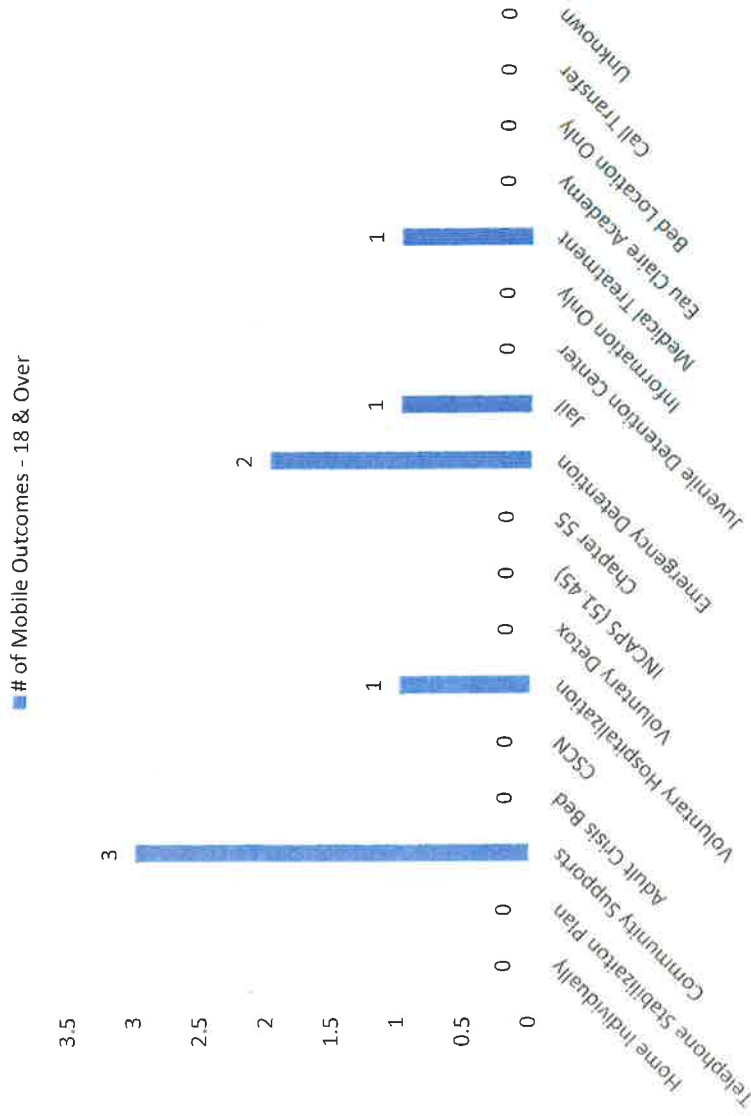
| Mobile Outcome | Total | Percent |
|------------------------------|----------|-------------|
| Home Individually | 0 | 0.00% |
| Telephone Stabilization Plan | 1 | 14.29% |
| Community Supports | 4 | 57.14% |
| Adult Crisis Bed | 0 | 0.00% |
| CSCN | 0 | 0.00% |
| Voluntary Hospitalization | 1 | 14.29% |
| Voluntary Detox | 0 | 0.00% |
| INCAPS (51.45) | 0 | 0.00% |
| Chapter 55 | 0 | 0.00% |
| Emergency Detention | 1 | 14.29% |
| Jail | 0 | 0.00% |
| Juvenile Detention Center | 0 | 0.00% |
| Information Only | 0 | 0.00% |
| Medical Treatment | 0 | 0.00% |
| Eau Claire Academy | 0 | 0.00% |
| Bed Location Only | 0 | 0.00% |
| Call Transfer | 0 | 0.00% |
| Unknown | 0 | 0.00% |
| Totals | 7 | 100% |

of Telephone Outcomes - 18 & over July 1 - September 30, 2017



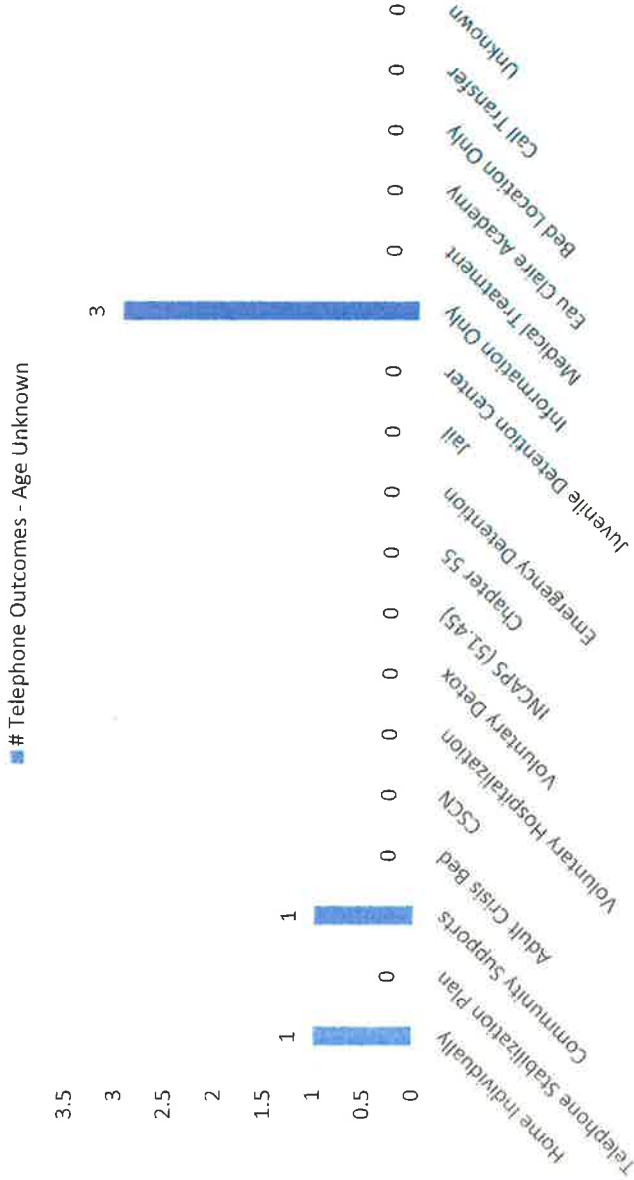
| Telephone Outcome | Total | Percent |
|------------------------------|------------|-------------|
| Home Individually | 96 | 31.37% |
| Telephone Stabilization Plan | 12 | 3.92% |
| Community Supports | 52 | 16.99% |
| Adult Crisis Bed | 1 | 0.33% |
| CSCN | 0 | 0.00% |
| Voluntary Hospitalization | 7 | 2.29% |
| Voluntary Detox | 0 | 0.00% |
| INCAPS (51.45) | 11 | 3.59% |
| Chapter 55 | 0 | 0.00% |
| Emergency Detention | 23 | 7.52% |
| Jail | 26 | 8.50% |
| Juvenile Detention Center | 0 | 0.00% |
| Information Only | 59 | 19.28% |
| Medical Treatment | 0 | 0.00% |
| Eau Claire Academy | 0 | 0.00% |
| Bed Location Only | 12 | 3.92% |
| Call Transfer | 7 | 2.29% |
| Unknown | 0 | 0.00% |
| Totals | 306 | 100% |

of Mobile Outcomes - 18 & Over July 1 - September 30, 2017



| Mobile Outcome | Total | Percent |
|------------------------------|----------|-------------|
| Home Individually | 0 | 0.00% |
| Telephone Stabilization Plan | 0 | 0.00% |
| Community Supports | 3 | 37.50% |
| Adult Crisis Bed | 0 | 0.00% |
| CSCN | 0 | 0.00% |
| Voluntary Hospitalization | 1 | 12.50% |
| Voluntary Detox | 0 | 0.00% |
| INCAPS (51.45) | 0 | 0.00% |
| Chapter 55 | 0 | 0.00% |
| Emergency Detention | 2 | 25.00% |
| Jail | 1 | 12.50% |
| Juvenile Detention Center | 0 | 0.00% |
| Information Only | 0 | 0.00% |
| Medical Treatment | 1 | 12.50% |
| Eau Claire Academy | 0 | 0.00% |
| Bed Location Only | 0 | 0.00% |
| Call Transfer | 0 | 0.00% |
| Unknown | 0 | 0.00% |
| Totals | 8 | 100% |

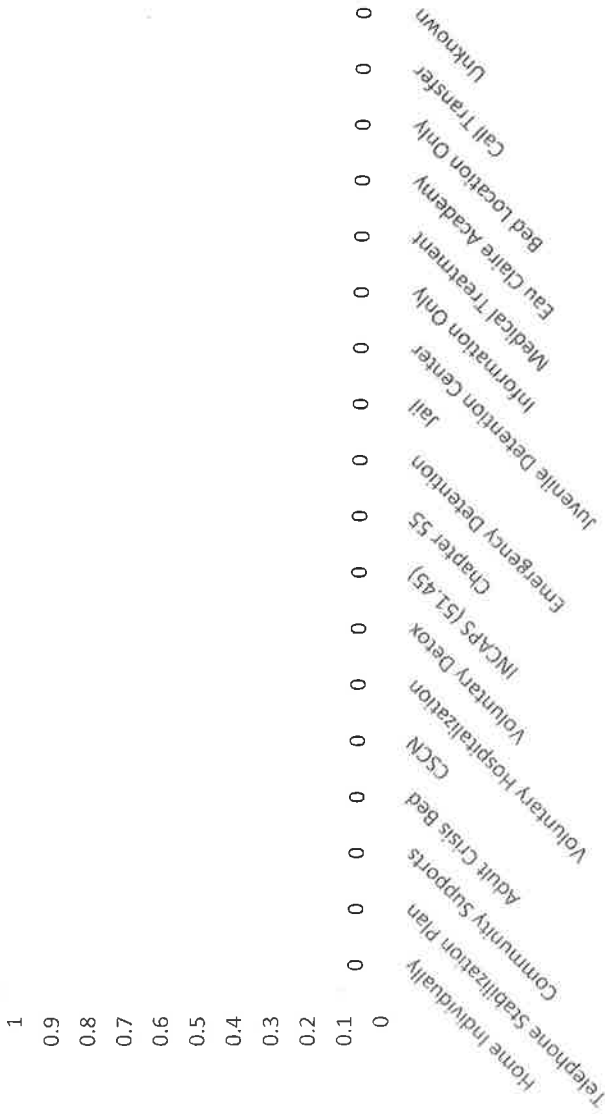
Telephone Outcomes - Age Unknown July 1 - September 30, 2017



| Telephone Outcome | Total | Percent |
|------------------------------|----------|-------------|
| Home Individually | 1 | 20.00% |
| Telephone Stabilization Plan | 0 | 0.00% |
| Community Supports | 1 | 20.00% |
| Adult Crisis Bed | 0 | 0.00% |
| CSCN | 0 | 0.00% |
| Voluntary Hospitalization | 0 | 0.00% |
| Voluntary Detox | 0 | 0.00% |
| INCAPS (51.45) | 0 | 0.00% |
| Chapter 55 | 0 | 0.00% |
| Emergency Detention | 0 | 0.00% |
| Jail | 0 | 0.00% |
| Juvenile Detention Center | 0 | 0.00% |
| Information Only | 3 | 60.00% |
| Medical Treatment | 0 | 0.00% |
| Eau Claire Academy | 0 | 0.00% |
| Bed Location Only | 0 | 0.00% |
| Call Transfer | 0 | 0.00% |
| Unknown | 0 | 0.00% |
| Totals | 5 | 100% |

of Mobile Outcome - Age Unknown July 1 - September 30, 2017

■ # of Mobile Outcome - Age Unknown



| Mobile Outcome | Total | Percent |
|------------------------------|----------|--------------|
| Home Individually | 0 | !Zero Divide |
| Telephone Stabilization Plan | 0 | !Zero Divide |
| Community Supports | 0 | !Zero Divide |
| Adult Crisis Bed | 0 | !Zero Divide |
| CSCN | 0 | !Zero Divide |
| Voluntary Hospitalization | 0 | !Zero Divide |
| Voluntary Detox | 0 | !Zero Divide |
| INCAPS (51.45) | 0 | !Zero Divide |
| Chapter 55 | 0 | !Zero Divide |
| Emergency Detention | 0 | !Zero Divide |
| Jail | 0 | !Zero Divide |
| Juvenile Detention Center | 0 | !Zero Divide |
| Information Only | 0 | !Zero Divide |
| Medical Treatment | 0 | !Zero Divide |
| Eau Claire Academy | 0 | !Zero Divide |
| Bed Location Only | 0 | !Zero Divide |
| Call Transfer | 0 | !Zero Divide |
| Unknown | 0 | !Zero Divide |
| Totals | 0 | 0% |

