

COMMUNITY SUPPORT SERVICES DIVISION
FROM JANUARY TO FEBRUARY STATISTICS NARRATIVE
FOR THE APRIL 2017
HUMAN SERVICES & HEALTH BOARD MEETING

AGING AND DISABILITY RESOURCE CENTER

KRIS SCHEFFT – SUPERVISOR

CALL STATISTICS

- Recorded Contacts were down from 541 in January to 506 in February ↓
- Providing Information and Assistance went up from 312 in January to 318 in February ↑
- Administering Long Term Care Functional Screens went up from 47 in January to 50 in February ↑
- Providing all other services was down from 360 in January to 281 in February ↓
- Referring for all other services was up from 16 in January to 28 in February ↑

DINING MEAL DONATIONS

- Congregate donations went down from \$24.61 in January to \$21.18 in February ↓
- Home delivered donations went up from \$23.21 in January to \$27.61 in February ↑

DINING MEAL PARTICIPANTS

- Congregate participants remained steady at 65 →
- Home delivered participants went down from 100 in January to 97 in February ↓

VOLUNTEER DRIVER STATISTICS

- Total trip miles went up from 11,962 in January to 12,445 in February ↑
- Total hours of service went up from 549 in January to 589 in February ↑
- Total cash donations received went down from \$3,187.10 in January to \$2,771.99 in February ↓

ADULT PROTECTIVE SERVICES / LONG TERM SUPPORT

PAULA BECKER – SUPERVISOR

CASELOAD/WORKLOAD STATISTICS

- Total caseload went down from 275 to 274 ↓
- Referrals went down from 34 to 28 ↓
- Court hearings decreased from 8 to 5 ↓
- Annual Protective Placement Reviews increased from 24 to 31 ↑
- Supportive Home Care Reviews went down from 23 to 19 ↓
- Total Supportive Home Care cases went down from 125 to 123 ↓
- Total Home and Financial Manager Cases remained steady at 21 →

CASELOAD/WORKLOAD STATISTICS

- FoodShare caseloads decreased from 3817 to 3761 ↓
- Medicaid Total caseload increased from 2172 to 2193 ↑
- BadgerCare Total caseload decreased from 4783 to 4750 ↓
- Total gross recipients decreased from 13,364 to 13,353 ↓
(This is the number of county residents receiving assistance which includes those handled by other counties in the consortia)

- Total net recipients – Due to changes in available state reports we can no longer provide this number.
- Total cases decreased from 7433 to 7426 ↓
- FoodShare expenditures decreased from \$768,069 in January to \$749,307 in February ↓
- Child Care expenditures decreased from \$102,552 in January to \$77,501 in February ↓

CASELOAD/WORKLOAD STATISTICS

- Programs for Children went down from 59 in January to 52 in February ↓
- Programs for Children and Families went down from 1139 in January to 1099 in February ↓
- Programs for Women went up from 9 in January to 15 in February ↑
- Programs for ALL Residents went down from 125 in January to 112 in February ↓

DINING CENTER COMMENTS
February 2017

February	2	Beaver Dam	The Honey Mustard meatballs were salty.
	8	Randolph	The Chicken Cacciatore was very good!
	13	Beaver Dam	The Baked Chicken was nice and moist!
	14	Beaver Dam	The French Bread was delicious!
	14	Randolph	The dining center participants really enjoyed the Baked Spaghetti!
	17	Randolph	The BBQ Meatballs were really good!
	21	Randolph	The Orange Chicken was lacking something and was only okay.
	24	Bay Shore	The Roast Beef was nice and tender and participants would like meals like this more often.
	24	Mayville	The Roast Beef was very tender!
	24	Randolph	The Roast Beef was excellent!
	28	Watertown	The Baked chicken was burned onto bottom of pans.

Dodge County's Nomination
For the 2017 BCSCW
Community Breastfeeding Award

Carol Schwab R.D., C.L.E. deserves the Breastfeeding Advocate Award. She is the WIC Director for Dodge County and is committed to the promotion of the practice of breastfeeding. She works with prenatal and postpartum women to educate them about the benefits of breastfeeding. She advocates for the protection of the practice of breastfeeding by providing them with information and discussing any issues they may have with returning to work or school. When the women deliver their baby, Carol will call and follow-up with them and offer her support throughout their postpartum course. Because Carol has established a relationship with them, the mothers are comfortable with her coming to their home to assist them with any breastfeeding situation. The WIC Breastfeeding Composite Report consistently shows that the Dodge County WIC Program has a Breastfeeding Incidence and Duration that is 12% to 15% higher for infants from Birth to 6 months than the State of Wisconsin averages for the same time period.

Carol also works with the Dodge County Public Health Nurses, MD's and the Beaver Dam Community Hospital IBCLC Lactation Consultant to coordinate care for the breastfeeding mother and infant. When a client is a WIC participant, Carol is able to deliver a WIC breast pump to the home. She will educate the mother on the care of the pump and how to use it. Clients have given her a call when they are having problems and she always makes time for them and will go to their home to help them. On agency surveys, clients have acknowledged the help that Carol has given them at a home visit and how much they appreciated her help. She is also a very valuable resource to the Public Health Nurses to go to with questions or concerns they may have regarding their clients, who are not always WIC clients. As coworkers, we see how Carol works tirelessly as an advocate for breastfeeding, the benefits of breastfeeding and how willing she is to help anyone in need of her expertise. The Dodge County WIC Staff and the Dodge County Public Health Staff are all in agreement that Carol deserves this award.

We thank you for your consideration.

Dodge County WIC Staff
Dodge County Public Health Nurses

Dodge County Human Services and Health Department
199 County Road DF
Juneau, WI. 53039
920-386-3670

From: Laurel Edwards Franczek [<mailto:breathe@my3sons.net>]

Sent: Tuesday, March 14, 2017 12:23 PM

To: Schwab, Carol <CSchwab@co.dodge.wi.us>

Cc: Langfeldt, Jody <JLangfeldt@co.dodge.wi.us>

Subject: Community Breastfeeding Awards

Dear Carol,

I left a message on your voicemail, so please feel free to call with questions, but I'm also following up with this email.

We are very pleased to announce that you have been nominated to receive an award for this year's Community Breastfeeding Awards. The nomination submitted by Jody was quite impressive with your commitment to breastfeeding families in Dodge County. In addition, Wendy Sherwood, on our Board of Directors, highlighted your long-standing service. As you know, offering breastfeeding support in rural areas is not something that Wisconsin excels at, which is why breastfeeding rates are often much lower than in urban areas. We were so delighted to learn that Dodge County's breastfeeding rates are *higher* than average for Wisconsin. I'm certain, due in part, to your hard work. So, it is our great pleasure to announce that you will be receiving the *Distinguished Service Award* this year.

The Community Breastfeeding Awards (see list of previous awardees in link), sponsored by the Breastfeeding Coalition of South Central Wisconsin, were first held in 2008 to recognize those in our community who have demonstrated a commitment to the promotion, protection, and support of breastfeeding. We feel that these awards also serve to educate the public about what it means to be a family-friendly community, in a time where families often don't feel well supported.

We welcome you to attend this year's event celebrating our awardees on *Friday, April 21st from 6:30pm - 8:30pm* at the Goodman Community Center (149 Waubesa St, Madison). The Community Breastfeeding Awards is a fun celebration with a Wine and Chocolate Social. We also hold a silent auction and wine raffle as a fundraiser for education scholarships. Of course, ticket fees are waived for our nominees and their guests.

We appreciate an RSVP with your response. A count of approximate number of guests is encouraged.

Sincerely,

Laurel Franczek
Breastfeeding Coalition of South Central Wisconsin
www.bcscw.org

CLINICAL AND FAMILY SERVICES DIVISION

FEBRUARY STATISTICS NARRATIVE

FOR THE APRIL 2017

HUMAN SERVICES & HEALTH BOARD MEETING

CHILD PROTECTIVE SERVICES UNITS

MARK BEBEL – INTAKE SUPERVISOR
LISA GRYCOWSKI – ONGOING SUPERVISOR

ACCESS REPORTS

- Total number of CPS Access and Services reports increased by 18 (from 84 to 102) ↑

ONGOING CASELOAD DATA

- Number of families being served increased by 1 (from 90 to 91) ↑
- Number of children being served increased by 8 (from 174 to 182) ↑
- Number of children in out-of-home care decreased by 4 (from 74 to 70) ↓
- Termination of Parental Rights (TPR) and guardianship cases in progress remained the same at 8 →

CHILD AND ADOLESCENT SERVICES UNIT

AMY BOOHER – SUPERVISOR

JUVENILE JUSTICE CASELOAD STATISTICS

- Total caseload increased by 1 (from 138 to 139) ↑

BIRTH TO THREE PROGRAM DATA

- Number of referrals increased by 2 (from 13 to 15) ↑
- Number of admissions decreased by 1 (from 11 to 10) ↓
- Number of discharges remained the same at 13 →
- Total number of children served increased by 5 (from 125 to 130) ↑

CHILDRENS LONG TERM SUPPORT WAIVER (CLTS) and COMMUNITY OPTIONS PROGRAM (CCOP) DATA

- Total number of children served increased by 4 (from 85 to 89) ↑
- Total number of new referrals this month is 3; total for the calendar year is 8
- Number of families dually enrolled in both CLTS and CCS decreased by 3 (from 9 to 6) ↓
- Wait list for CLTS and Family Support programs decreased by 5 (from 68 to 63) ↓
- # of children removed from waiting list to date in 2017 is 12

CLINICAL SERVICES UNIT

SARA GASKA – CLINICAL SUPERVISOR
KIM KUNZ – COMMUNITY PROGRAMS SUPERVISOR

OUTPATIENT MENTAL HEALTH SERVICES DATA

- Admissions decreased by 9 (from 46 to 37) ↓
- Discharges decreased by 6 (from 67 to 61) ↓
- End of month total client census decreased by 22 (from 795 to 773) ↓
- End of month psychiatry census (for all programs) decreased by 7 (from 531 to 524) ↓
- End of month therapy census decreased by 17 (from 264 to 247) ↓
- Average caseload size for MH therapists decreased by 4 (from 66 to 62) ↓

- # of clients on waitlist for adult psychiatric evaluation is 0, next available appt. is 5/31/17 (as of 3/14/17)
- # of clients on waitlist for child/adolescent psychiatric evaluation is 0, next available appt. is 5/23/17 (as of 3/14/17).
- Next available intake date for MH (non-emergency) is 5/4/17 (as of 3/14/17)

OUTPATIENT SUBSTANCE ABUSE SERVICES DATA


- Admissions decreased by 3 (from 25 to 22) ↓
- Discharges increased by 17 (from 31 to 48)
- End of month total client census decreased by 19 (from 115 to 96) ↓
- Average caseload size for SA counselors decreased by 4 (from 23 to 19) ↓
- Number of Intoxicated Driver Assessments decreased by 3 (from 40 to 37) ↓
- Next available intake date for AODA (non-emergency) is 4/10/16 (as of 3/14/17)

CRISIS RESPONSE SERVICES DATA

- Total hospitalization days decreased by 44 (from 131 to 87) ↓
- Of this total, number of county-funded days decreased by 27 (from 37 to 10) ↓
- Number of Emergency Detentions (EDs) decreased by 6 (from 17 to 11) ↓
- Number of crisis diversions decreased by 23 (from 97 to 74) ↓
- Number of protective custody cases decreased by 2 (from 3 to 1) ↓
- Number of voluntary admissions decreased by 1 (from 8 to 7) ↓

COMMUNITY PROGRAMS DATA

- Community Support Program (CSP) end of month census stayed the same at 36 →
- Comprehensive Community Services (CCS) end of month census decreased by 4 (from 84 to 80) ↓
- Targeted Case Management (TCM) enrollment decreased by 2 (from 36 to 34) ↓



2017 Children's Monthly Out-of-Home Placement Costs (# of children / \$\$\$)

	Group Homes		Institutions		Foster Care		FH Respite		Kinship Care		Monthly Total	
	4	13,445.06	14	165,241.47	41	50,719.44	0	0.00	45	10,226.70	104	239,864.67
January	4	13,445.06	14	165,241.47	41	50,719.44	0	0.00	45	10,226.70	104	239,864.67
February	4	17,442.24	14	140,624.88	40	47,054.33	0	0.00	44	9,727.43	102	214,848.88
March												
April												
May												
June												
July												
August												
September												
October												
November												
December												
Total 2017	8	30,887.30	28	305,866.35	81	97,773.77	0	0.00	89	19,954.13	206	454,713.55
Total Revenues/												
Adj. Expenses												
Average 2017	4	15,443.65	14	152,933.17	40.5	48,886.88	0	0.00	44.6	10,093.06	103	227,356.77
Total 2016	63	263,596.23	140	1,451,042.38	548	753,713.32	3	2,370.00	489	113,472.65	1254	2,584,194.58
Average 2016	5	21,966.35	12	120,920.20	46	62,809.44	0.2	197.50	41	9,456.05	104	215,349.55

^ = This number includes approx. \$40,000 in costs not previously billed for one child

Number of placements are duplicated month-to-month.

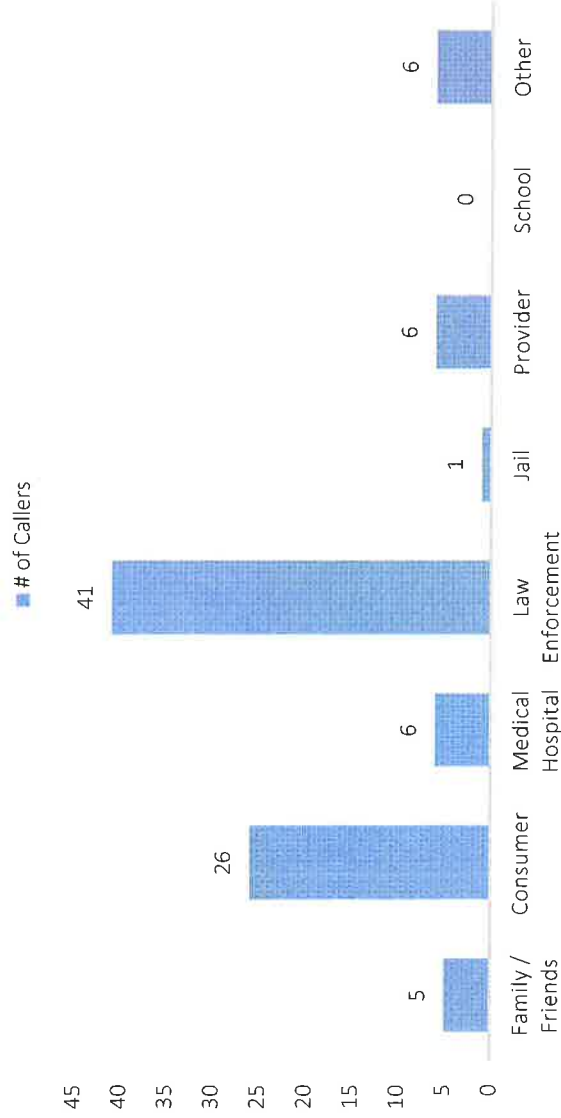
* Total revenues are primarily a combination of collections from Child Support owed and Social Security benefits, as well as Youth Aids funding.



Dodge County
Data Report for February 1, 2017 to February 28, 2017

Total Calls— 91
Mobile Sent— 4
AODA related contacts— 12

of Callers February 1-28, 2017

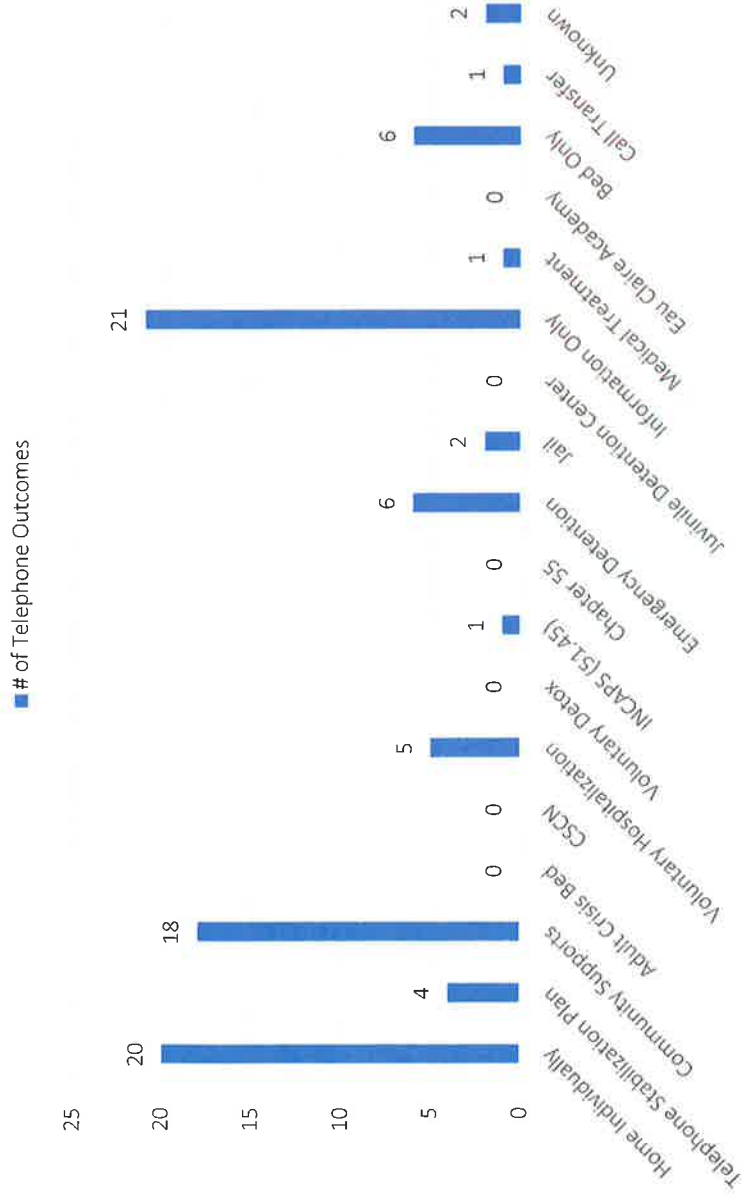


Caller	Total	Percent
Family / Friends	5	5.49%
Consumer	26	28.57%
Medical Hospital	6	6.59%
Law Enforcement	41	45.05%
Jail	1	1.10%
Provider	6	6.59%
School	0	0.00%
Other	6	6.59%
Totals	91	100%

Stabilization Calls (incoming and outgoing): 10

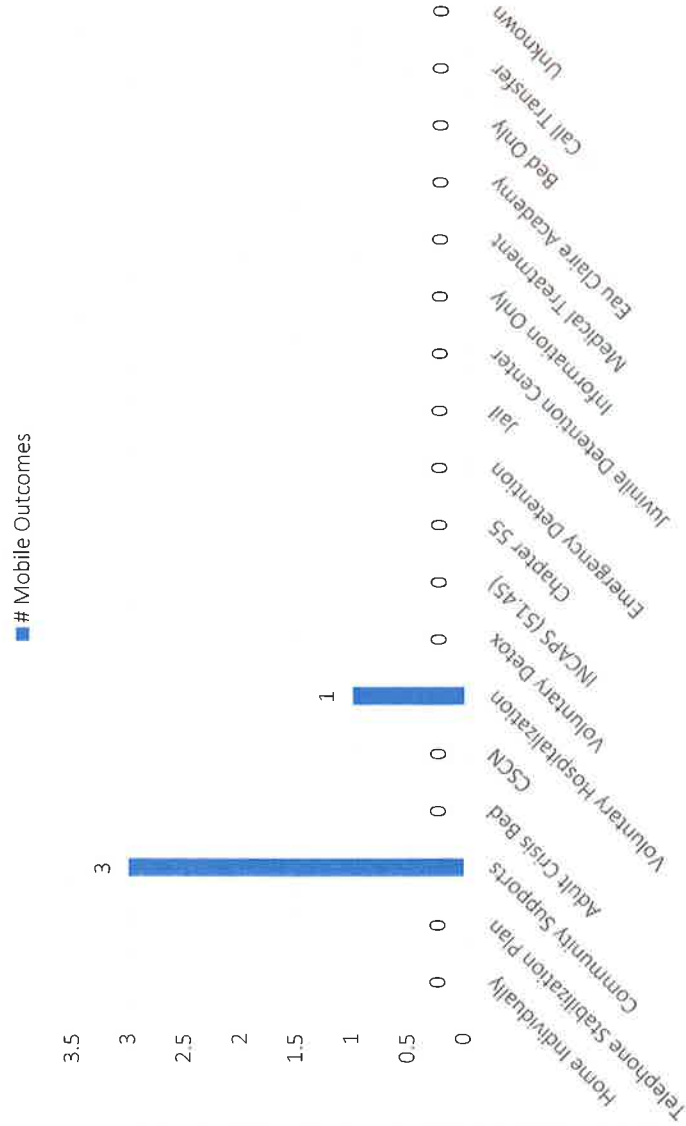
Note-Stabilization calls are created through a response plan following an initial contact resulting in a diversion with community supports.

of Telephone Outcomes February 1-28, 2017



Telephone Outcome	Total	Percent
Home Individually	20	22.99%
Telephone Stabilization Plan	4	4.60%
Community Supports	18	20.69%
Adult Crisis Bed	0	0.00%
CSCN	0	0.00%
Voluntary Hospitalization	5	5.75%
Voluntary Detox	0	0.00%
INCAPS (51.45)	1	1.15%
Chapter 55	0	0.00%
Emergency Detention	6	6.90%
Jail	2	2.30%
Juvenile Detention Center	0	0.00%
Information Only	21	24.14%
Medical Treatment	1	1.15%
Eau Claire Academy	0	0.00%
Bed Location Only	6	6.90%
Call Transfer	1	1.15%
Unknown / Other	2	2.30%
Totals	87	100%

Mobile Outcomes February 1-28, 2017



Mobile Outcome	Total	Percent
Home Individually	0	0.00%
Telephone Stabilization Plan	0	0.00%
Community Supports	3	75.00%
Adult Crisis Bed	0	0.00%
CSCN	0	0.00%
Voluntary Hospitalization	1	25.00%
Voluntary Detox	0	0.00%
INCAPS (51.45)	0	0.00%
Chapter 55	0	0.00%
Emergency Detention	0	0.00%
Jail	0	0.00%
Juvenile Detention Center	0	0.00%
Information Only	0	0.00%
Medical Treatment	0	0.00%
Eau Claire Academy	0	0.00%
Bed Location Only	0	0.00%
Call Transfer	0	0.00%
Unknown	0	0.00%
Totals	4	100%